



DISTRICT OF NORTH VANCOUVER UPDATE ON THE CHILD CARE STRATEGY AND ACTION PLAN MARCH 3, 2020



Consultant: Sandra Menzer, Consultant
Staff Lead: Cristina Rucci, Community Planner

Document: 4129872

AGENDA

- Overview - North Shore Child Care Strategy & Action Plan
- What the research tells us about quality systems
- Who is responsible for child care in BC
- What do we know about child care spaces in the District
- Community Engagement – what have we heard (so far)
- What actions are already underway
- Council discussion

CHILD CARE STRATEGY & ACTION WORK PLAN

- **Phase 1: Research and Data Collection**
(October/November 2019- Complete)
- **Phase 2: Community Engagement**
(October 2019 – ongoing)
- **Phase 3: Draft Strategy and Action Plan**
- **Phase 4: Final Strategy and Action Plan**
(March – April 2010)



THE ELEMENTS OF A HIGH QUALITY CHILD CARE **SYSTEM....**



(Source: Martha Friendly and Jane Beach, (2005). Elements of a high quality early learning and child care system. Childcare Resource and Research Unit.)



WHO IS RESPONSIBLE FOR CHILD CARE IN BC?

Provides funds for childcare for specific populations

- First Nations, Metis and Inuit children and families
- Families serving in the Canadian military
- Some newcomers to Canada enrolled in language programs

Tax deductions for eligible childcare costs

Maternity and parental benefits

Funds for Multilateral Early Learning and Child Care Framework- \$153 million for BC over 3 years (new agreement, school age, national)

Funds for Indigenous Early Learning and Child Care Framework

FEDERAL
GOVERNMENT

Ministry of Children and Family Development

- Child Care policy
- Child Care programs and services funding
- Fee subsidies
- Capital funds
- Early Childhood Registry

Ministry of Health

- Child Care legislation
- Licensing and Monitoring (completed by regional Health Authorities)

Ministry of Education

- Led the development of the Early Learning Framework
- StrongStart BC
- Increasing role as Partners in School Age Child Care

PROVINCIAL GOVERNMENT

POLICY, FUNDING & REGULATIONS DETERMINE AVAILABILITY, QUALITY & AFFORDABILITY




CHILD CARE BC: 10 YEAR PLAN FOR UNIVERSAL CARE THAT IS AFFORDABLE AND AVAILABLE FOR ANY ONE WHO WANTS OR NEEDS IT

LOCAL GOVERNMENT

NO LEGISLATED ROLE FOR MUNICIPALITIES –but many have taken leadership....

- **Planning** for childcare, including offering land/buildings, needs assessments, cross-sectoral committees
- Ensuring **bylaws and land use plans and policies** make child care a priority (e.g. identify child care as community amenity)
- **Partnering** with: School districts. Health authority, Community organizations, other levels of government
- **Grants** to child care providers for capital or operating
- Directly **Operating** child care

CHILD CARE SPACES FOR CHILDREN 0-2




Neighbourhood	Number of Children (2016) ¹	Number of Spaces (2019) ²	Spaces per 100 ³
Lower Capilano	210	119	56.7
Lower Lynn/Seymour Creek	90	12	13.3
Lynn Valley	675	52	7.7 
Lynnmour/Inter-River	115	36	31.3
Maplewood	75	24	32.0
North Lonsdale-Delbrook	250	84	33.6
Seymour	525	36	6.9 
Upper Capilano	300	30	10.0 
Total	2240	393	17.5

1. 2016 Census

2. Child Care Space Inventory

3. Green arrow indicates lowest numbers

CHILD CARE SPACES FOR CHILDREN 3-5




Neighbourhood	Number of Children (2016) ¹	Number of Group Spaces (2019) ²	Preschool	Spaces per 100 (excluding Preschool) ³
Lower Capilano	230	181	20	78.7
Lower Lynn/ Seymour Creek	115	25	20	21.7 
Lynn Valley	820	231	107	28.2
Lynnmour/ Inter-River	125	64	-	51.2
Maplewood	60	64	20	106.7
North Lonsdale- Delbrook	290	129	90	44.5
Seymour	730	146	75	20.0 
Upper Capilano	445	100	60	22.5 
Total	2815	940	392	33.4

1. 2016 Census

2. Child Care Space Inventory

3. Green arrow indicates lowest numbers

CHILD CARE SPACES FOR CHILDREN 6-12

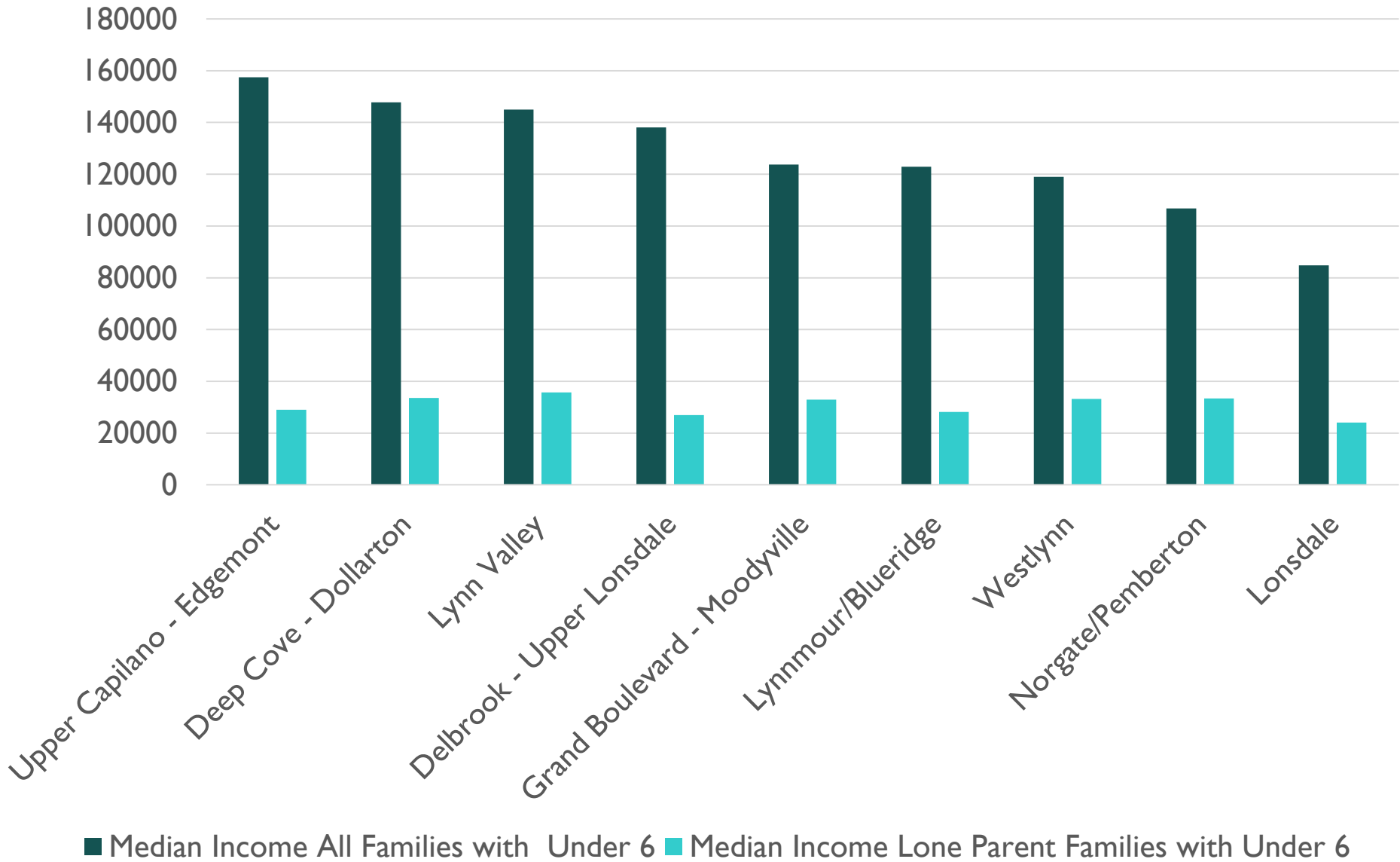
Neighbourhood	Number of Children (2016) ¹	Number of Spaces (2019) ²	Spaces per 100 ³
Lower Capilano	580	57	9.8 
Lower Lynn/Seymour Creek	300	-	0.0 
Lynn Valley	1920	227	11.8
Lynnmour/Inter-River	275	30	10.9
Maplewood	190	103	54.2
North Lonsdale-Delbrook	915	220	24.0
Seymour	1910	252	13.2
Upper Capilano	1440	121	8.4 
Total	7530	1,010	13.4

1. 2016 Census

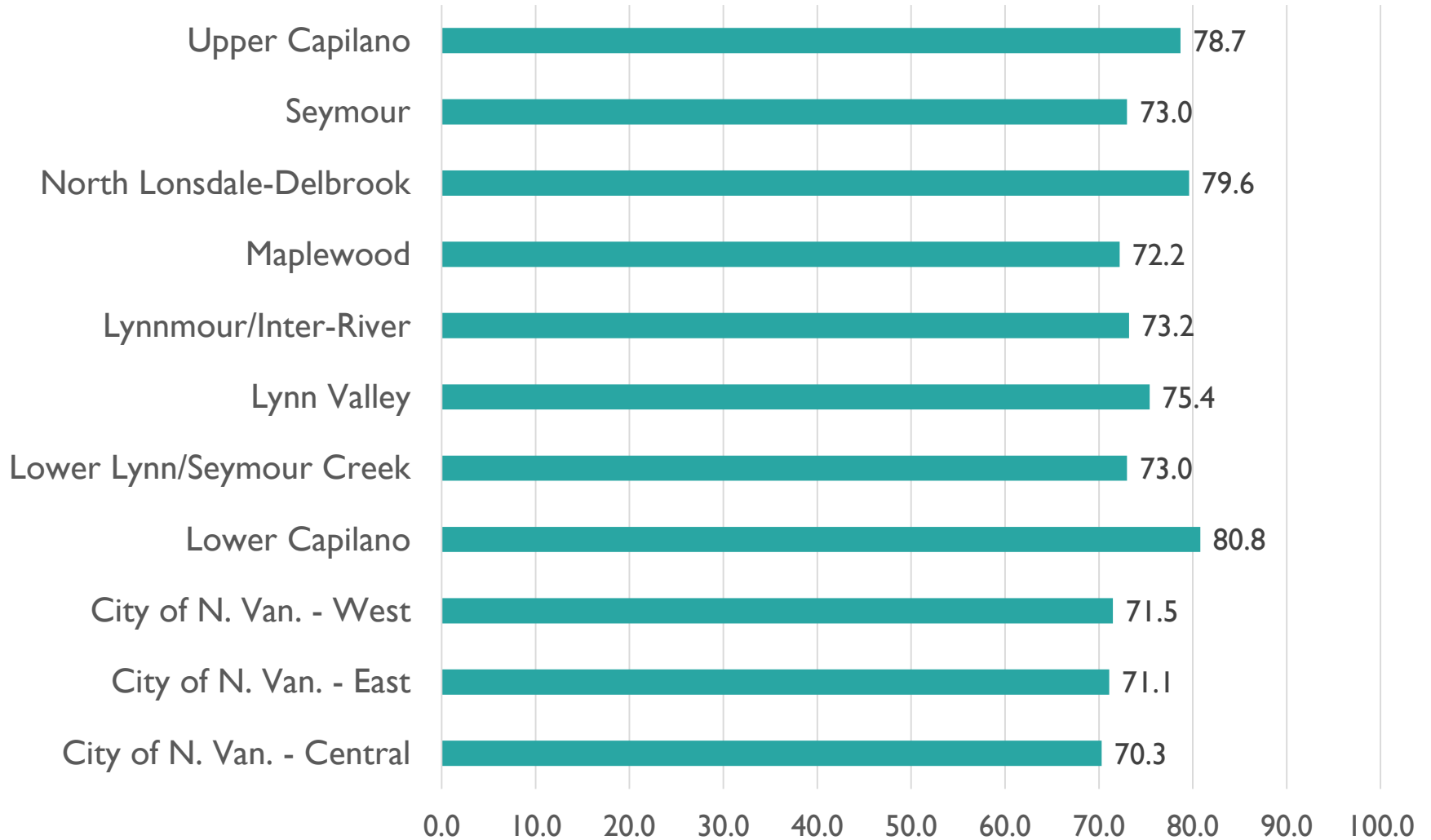
2. Child Care Space Inventory

3. Green arrow indicates lowest numbers

Median Family Income for All Families with Children Under 6 vs. Median Family Income for Lone Parent Families with Children Under 6 North Vancouver HELP Neighbourhoods (HELP, 2015)



Percent of Workers Who Work Outside of Home Municipality (Census, 2016)



COMMUNITY ENGAGEMENT

- Parent Survey (387) + Operator Survey (35)
- Key Informant Interviews (19)
- Meeting with Tsleil-Waututh Nation (2) and with Squamish Nation (1)
- 3 Non-Profit Agencies Focus Groups (23)
- Underserved Population Focus Groups (3)
- Child Care Staff Workshop – 24 participants
- Solutions Workshops – 1 so far – 21 participants (2nd workshop scheduled for February 27, 2020)

COMMUNITY ENGAGEMENT – SOME INITIAL THEMES

- Highest needs are infant-toddler (under 3s) & School Age + Part-time, shift workers & those who work weekends
- Families who commute out of the community need longer hours of care
- Access to good indoor & outdoor space is limited and there is a staff shortage
- Child care is expensive – especially for those with very young or more than 1 child , for single parents and for new immigrants

DISTRICT CHILD CARE ACTIONS ALREADY UNDERWAY

- Staff from Community Planning, Finance and Facilities have been working together to prepare an application to MCFD for funding for the new District owned child care facility at Lynn Creek Community Centre
- Looking at opportunities to co-locate child care in under- utilized District owned buildings
- SD44 has been reviewing school sites to understand what sites can accommodate purpose built child care. This presents opportunities to establish partnerships to create child care.

Council Discussion

ANY QUESTIONS?

WHAT DOES MAYOR & COUNCIL
THINK ARE THE PRIORITIES?

WHAT ARE SOME
OPPORTUNITIES & SOLUTIONS
FOR THE SHORT, MID & LONG
TERM?

