

RCMP



ROYAL CANADIAN MOUNTED POLICE

North Vancouver RCMP

A Snapshot

Supt. J.C. (Chris) Kennedy
Officer in Charge

Presentation to District of North Vancouver Council
November 26, 2018



How the service looks:

145 FTE / 128.53 FTE contracted through the ARLU agreement

Shared Service - 46% City / 54% District

Core Policing Service: 24/7 Uniform Coverage (General Duty) -911/First Responders

Specialized Units supplement investigations pending demand by calls or demand by community



GD - 4 Watches/12 Csts-minimum level 8 Csts

Staff Sgt (Watch Commander in Charge)

Traffic – traffic enforcement/serious accident inv.

Investigative Services:

Economic Crime

Special Victims Unit

StrikeForce

Serious Crime

Community Policing/Crime Prevention

Youth Intervention Unit

Uniform Crime Reduction Unit

Community Response Sgt



Governance and Policing:

- BC Police Act
- Municipal Police Unit Agreement
- RCMP Act
- Financial Administration Act
- Provincial Policing Standards



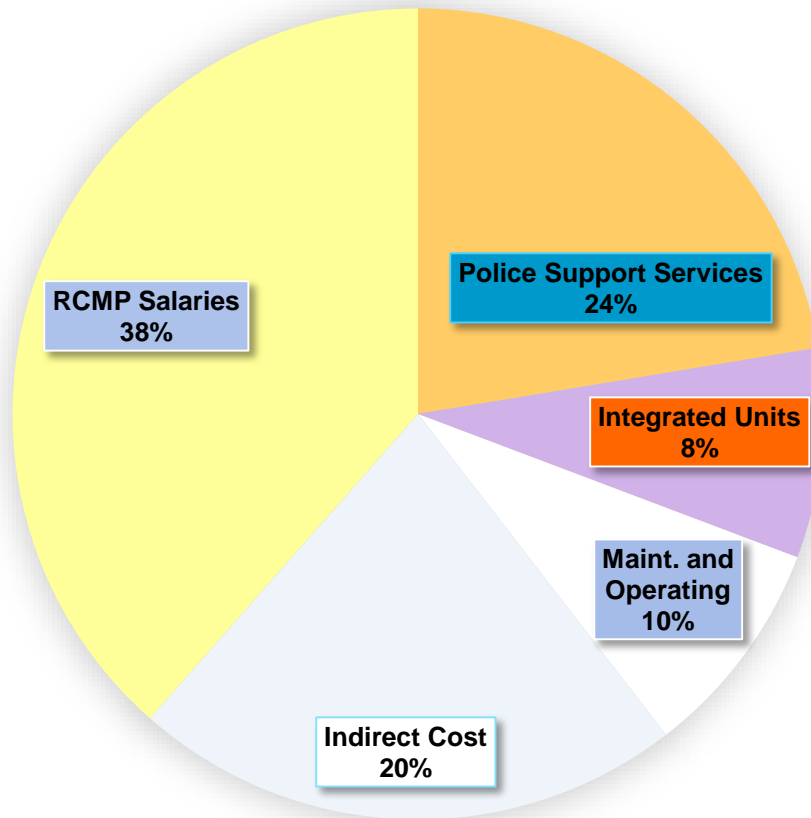
Governance and Policing:

- BC Police Act legislates the following:
 - Sec. 2 - provincial authority to ensure adequate and effective level of policing
 - Sec. 3(2)(2) - municipality enters into agreement with province for policing
 - Sec. 14 - RCMP is the designated provincial police force
 - Sec. 15 - a municipality of more than 5000 people must bear expenses

- Municipal Police Unit Agreement 2012 contracts between the District and Province for policing
 - Article 3.1- Canada will act as the municipal police force
 - Article 3.6 - municipality will provide all necessary support staff
 - Article 4.1 - internal management, administration and determination of police procedures will remain under control of Canada
 - Article 5.3 - CEO (mayor, reeve, warden) may set objectives priorities and goals which are consistent with Minister
 - 5.5 - Member in Charge (OIC) will report to the CEO on matters of law enforcement in the district on the objectives, priorities and goals



North Vancouver Police Actual Costs Fiscal Year 2018-2019



Total Actual Costs:
33 M
DNV Portion of Costs:
18.8M



2018-19 Cost Drivers

Policy Changes

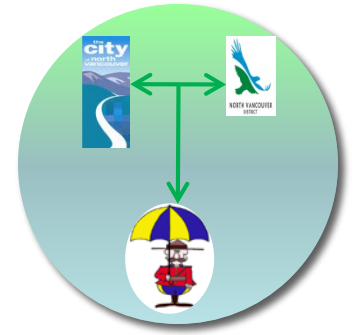
- R vs Jordan
- Cannabis Legislation
- Provincial Police Standards

Salary Increases

- Regular Members – Treasury Board
- Regular Members – Retroactive
- CUPE Negotiations

Regular Member Resourcing/Vacancy Provisions

Fuel





RCMP Mission, Vision, Values

Safer Vancouver Communities

2016-2018

Strategic Direction 1

Increase visibility and enhance service

- Heighten visibility and improve service
- Increase traffic enforcement and road safety
- Improve public safety through targeted and strategic crime reduction

Strategic Direction 2

Demonstrate accountability through effective engagement

- Increase and improve communication with the communities we serve
- Build on existing community and cultural engagement
- Foster public knowledge of RCMP services and achievements to improve awareness, understanding and support

Strategic Direction 3

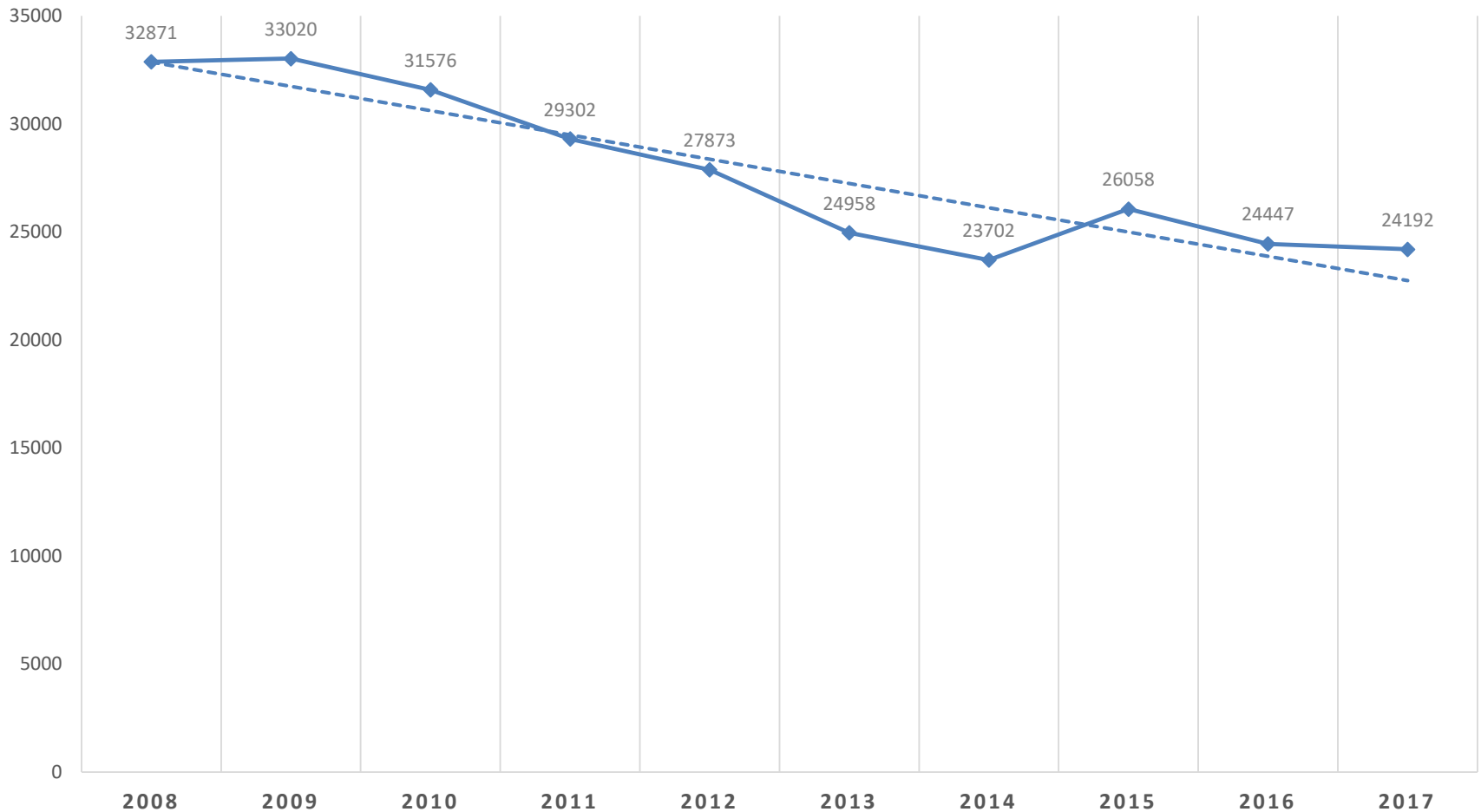
Optimize use of resources to ensure operational readiness

- Deploy resources for effective and efficient operations
- Ensure operational readiness, safety, emergency planning and preparedness
- Promote internal communication to improve Detachment operations
- Support and develop our people and maintain staffing to meet changing community needs

YEAR-TO-DATE COMPARISON OF CRIME STATISTICS: 2017-2018

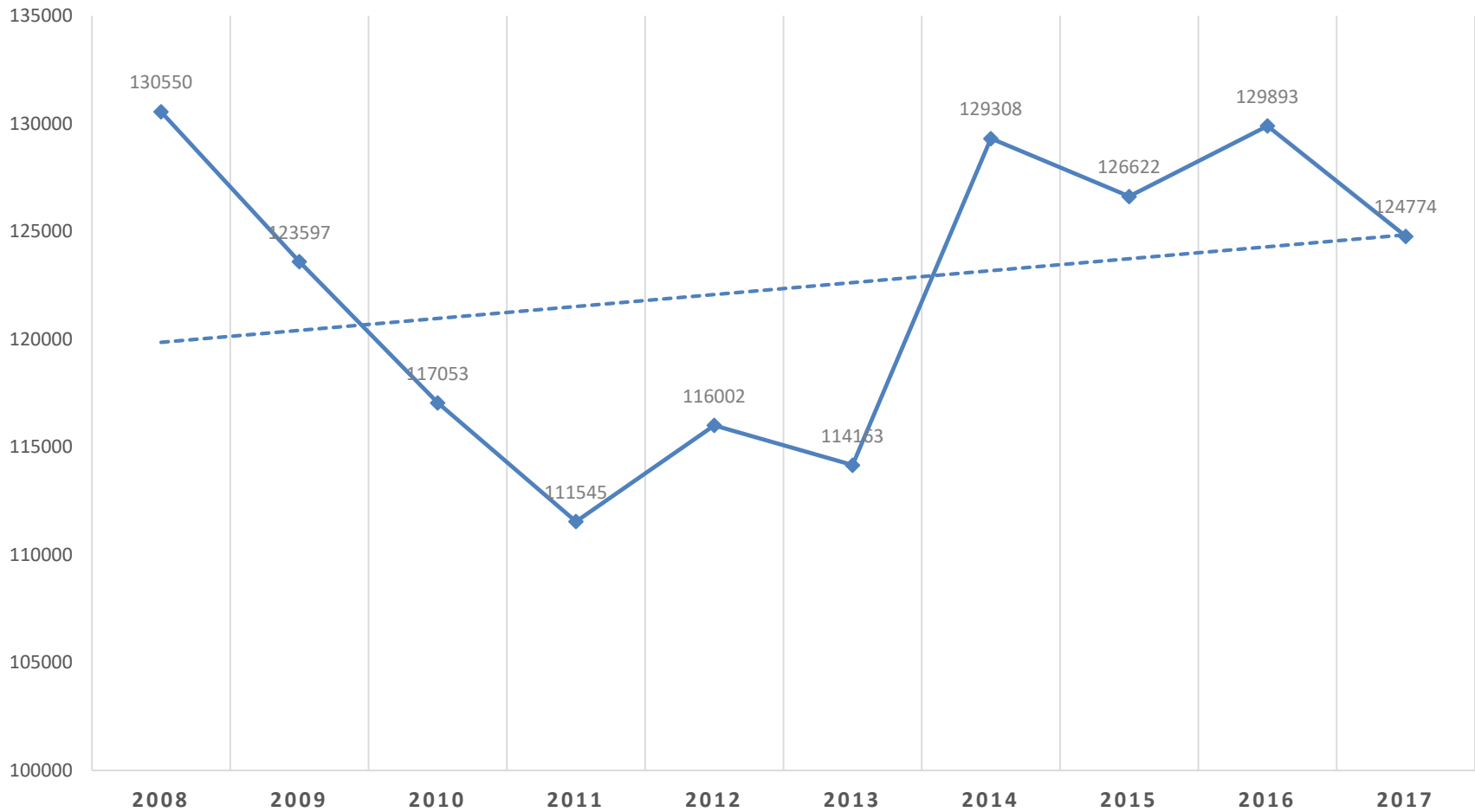
Incident Type	Jan-Oct 2017	Jan-Oct 2018	Year-to-Year % Change	Jan-Oct 2017	Jan-Oct 2018	Year-to-Year % Change
Property Offences	ALL NORTH VANCOUVER			DISTRICT		
B&E - Business	252	175	-31%	97	71	-27%
B&E - Residential	178	176	-1%	116	109	-6%
B&E - Other	89	133	49%	50	67	34%
Auto Theft	107	80	-25%	63	37	-41%
Theft from MV	946	1069	13%	589	658	12%
Bike Theft	123	148	20%	62	61	-2%
Shoplifting	356	389	9%	117	95	-19%
Mischief	690	653	-5%	399	335	-16%
Fraud	447	501	12%	203	233	15%
Violent Offences						
Robbery	22	22	0%	14	6	-57%
Assaults	354	396	12%	161	173	7%
Sex Offences	64	88	38%	37	39	5%

VIOLENT CRIMES IN METRO VANCOUVER: 2008-2017



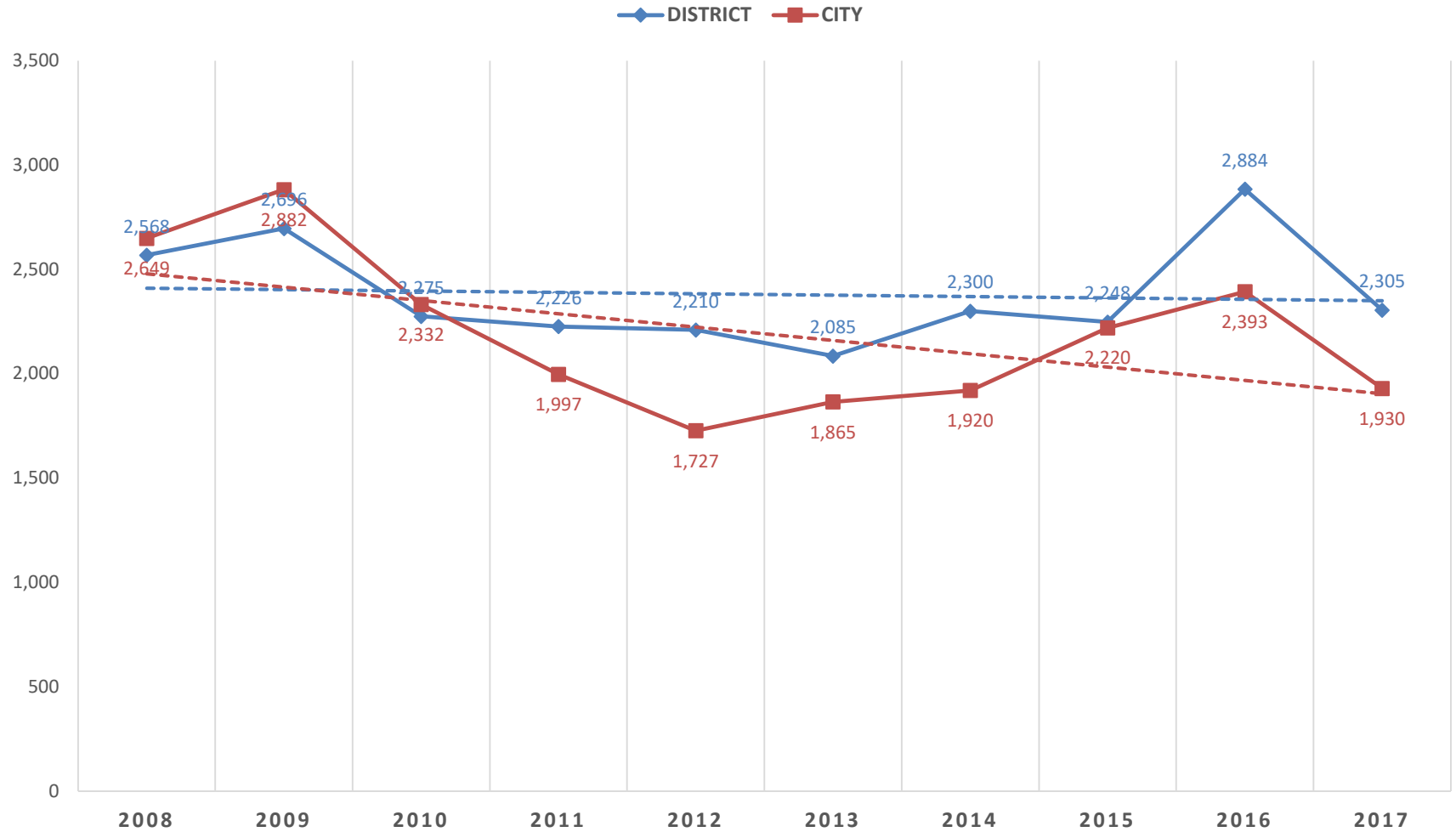
Violent Crimes include the offences of homicide, attempted murder, sexual and non-sexual assault, sexual offences against children, abduction, forcible confinement or kidnapping, robbery, criminal harassment, extortion, uttering threats, threatening or harassing communications, and other violent offences.

PROPERTY CRIMES IN METRO VANCOUVER: 2008-2017



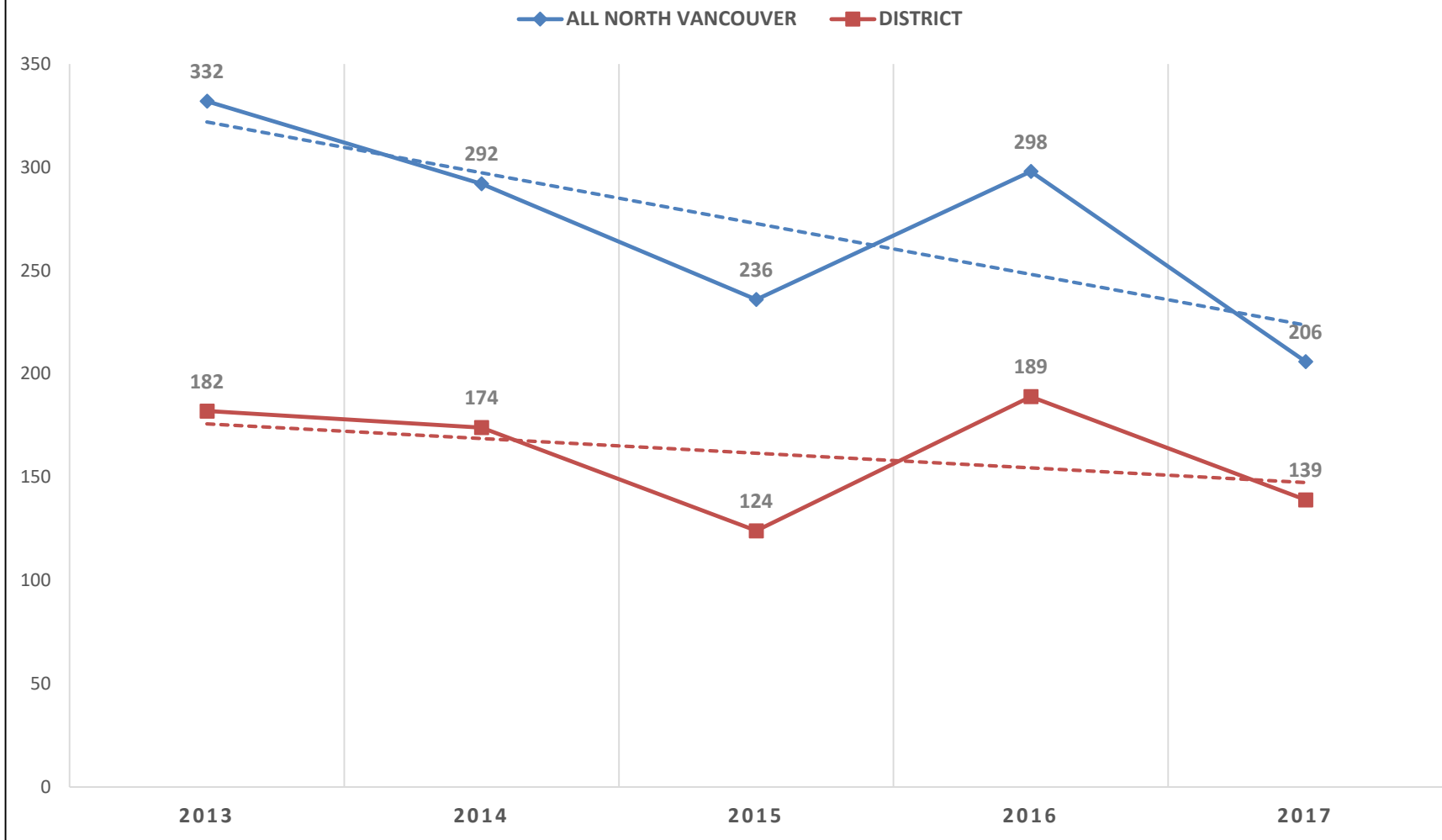
Property Crimes include the offences of breaking and entering, theft, motor vehicle theft, possession of stolen property, trafficking in stolen goods, fraud, mischief, identity theft, identity fraud, arson, and altering/removing/destroying a vehicle identification number.

PROPERTY CRIMES IN NORTH VANCOUVER: 2008-2017



Property Crimes have shown a downward trend in both the City and District of North Vancouver, despite an overall upward trend in Metro Vancouver.

RESIDENTIAL BREAK & ENTERS: 2013-2017



Residential B&Es trended downward during the previous 5 years. We are down 6% in the District and down 1% overall compared to 2017 as of October 31, 2018.



2012-2018 SERVICE PLAN ACCOMPLISHMENTS

Highlights of the accomplishments include:

- Detachment Crime Reduction Meetings
- Merging of Property Crime, Drug Unit and Street Crime to create a Strike Force
- Re-purpose 3 Corporal positions for the creation of speciality units:
 - ✓ Missing Persons Unit
 - ✓ Mental Health Unit
 - ✓ Domestic Violence Unit / shared with West Vancouver
- Creation of 2 Community Response Sergeants
- Implementation from GD SAC – General Duty Staffing Analysis
- An In-house Federal Crown Prosecutor working with serious crime



Oversight in Policing:

Unit Level Quality Assurance –RCMP policy

Managerial Review - 2014 (within next 3 years) RCMP policy

North Vancouver Policing Committee (1/4 reporting-2 public sessions) (MPUA)

Public Complaints (RCMP Act)



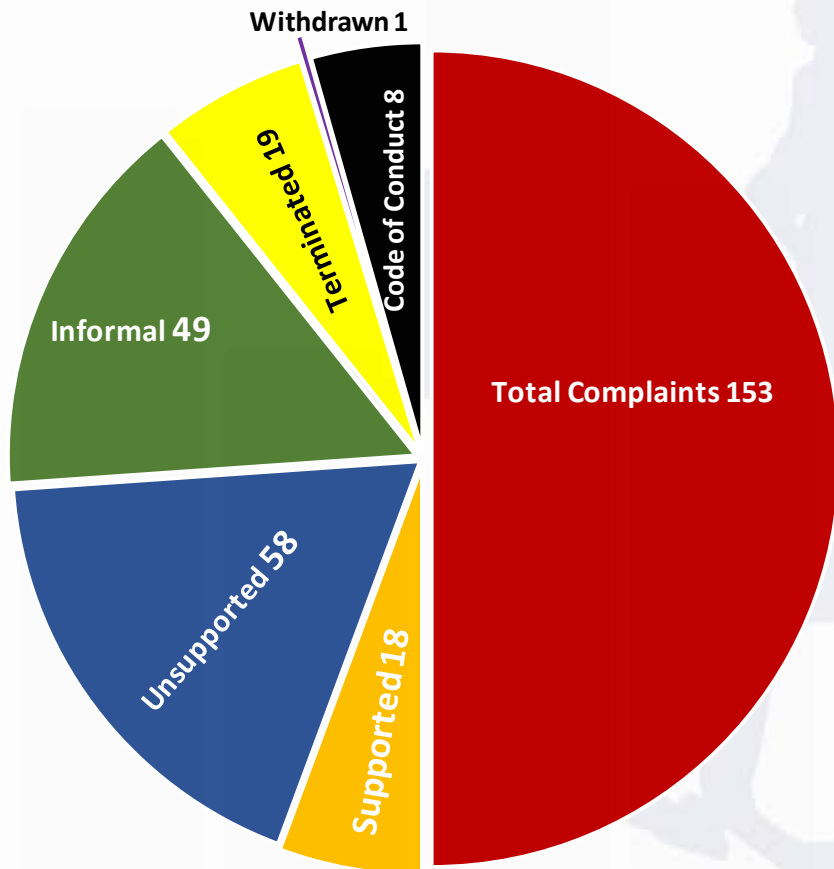
Civilian Review Complaint Commission (CRCC)

Code of Conduct Investigation (RCMP Act-ordered by the OIC)

Independent Investigations Office (BC Police Act)



OVERALL PUBLIC COMPLAINTS FROM 2011 TO 2018



Enhancing Royal Canadian Mounted Police Accountability Act

S.C. 2013, c. 18

- Reforms *the Royal Canadian Mounted Police Act* into two vital areas.
 - First, it strengthens the Royal Canadian Mounted Police review and complaints body and implements a framework to handle investigations of serious incidents involving members.
 - Second, it modernizes discipline, grievance and human resource management processes for members, with a view to preventing, addressing and correcting performance and conduct issues in a timely and fair manner.
- It is a mechanism to improve the transparency and accountability of investigations (death or serious injury) involving members



North Vancouver Detachment Future or Potential Issues

- Communication Strategist
- Cyber Crime – anonymous - jurisdiction
- Resourcing
- R vs Jordan (disclosure with time limits)
- Cannabis Act (Bill C-45) and Cannabis Control and Licensing Act (Bill 30)



North Vancouver Detachment Successes

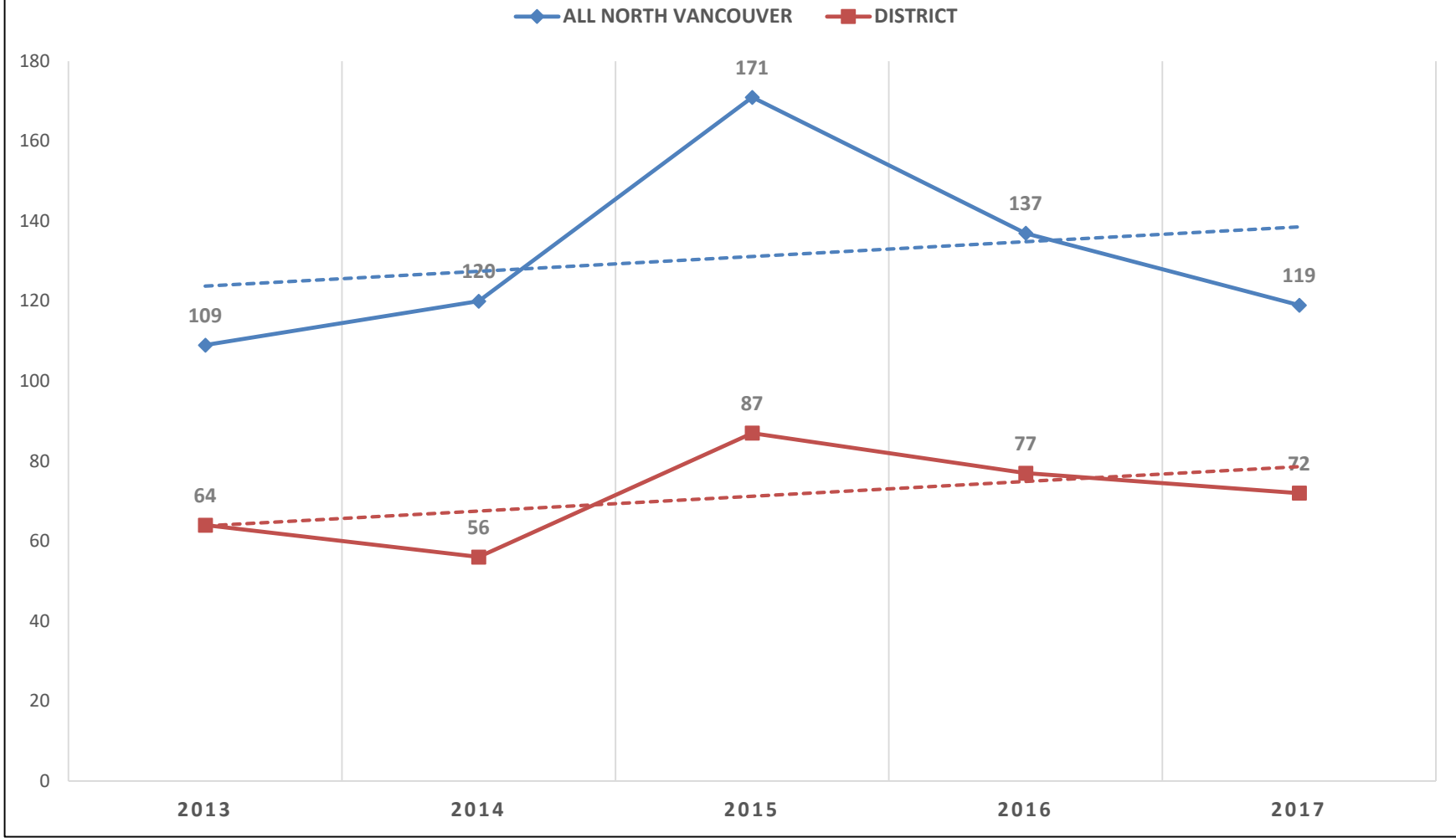
- ❑ New Cost / Resourcing Agreement / City & District
- ❑ Lower Lonsdale Foot Patrol / District Parks Patrol
- ❑ Integrated First Nations Policing Unit
- ❑ Special Victims Unit
- ❑ Low Property Crime Rates (focus on crime reduction-most recent Mcleans article)



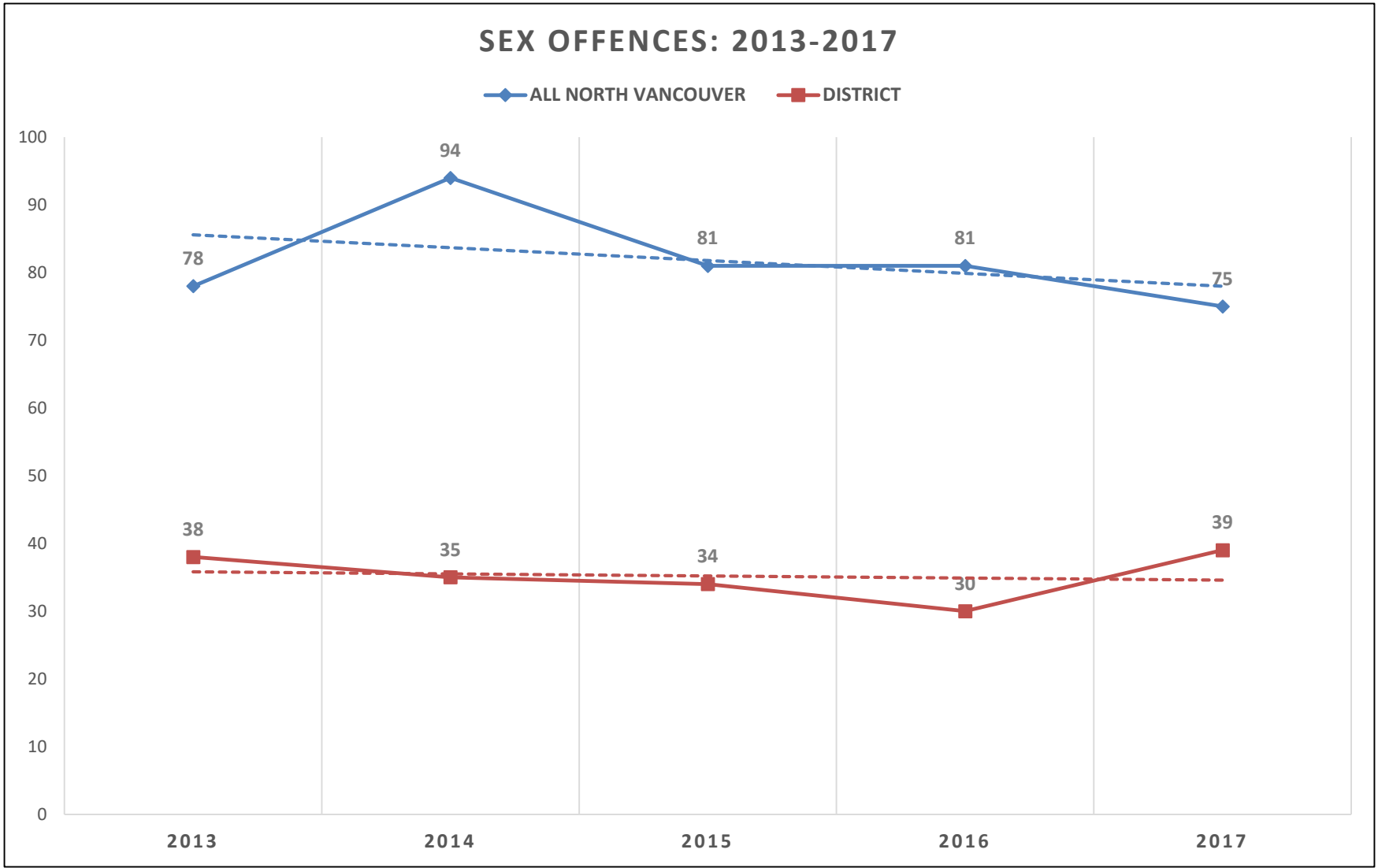
Councilor Relationship with the Detachment

- Contact Sgt. Peri Mainwaring – **District Community Response Sgt**
perimainwaring@rcmp-grc.gc.ca
- Complaints regarding police conduct, behavior or service delivery - have the person referred to the **Civilian Review and Complaints Commission 1-800-665-6878**
- Call the OIC at office: 604-969-7409 or chris.kennedy@rcmp-grc.gc.ca
- Submit a request through the North Vancouver Policing Committee

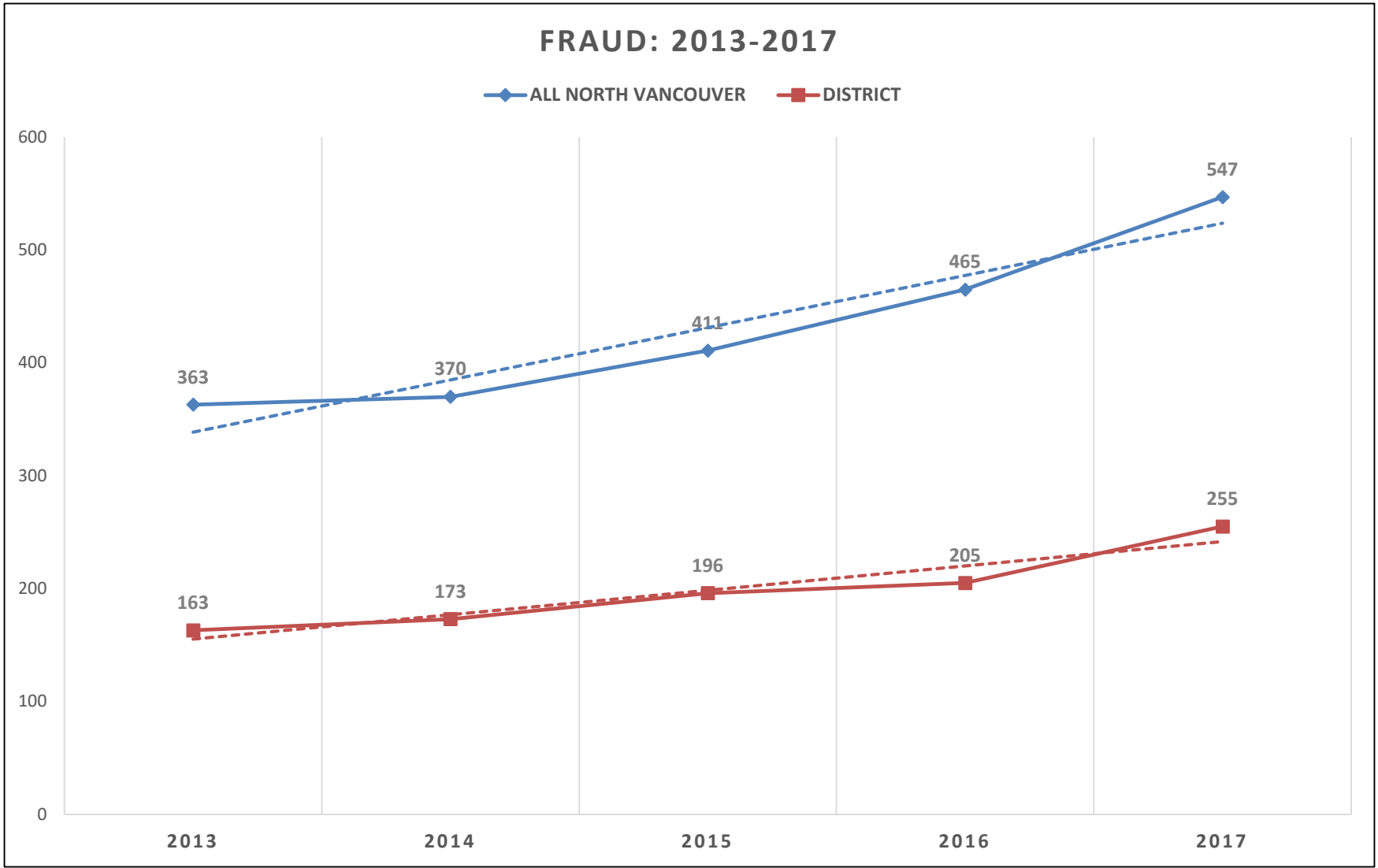
AUTO THEFT: 2013-2017



Although Auto Thefts trended upward during the previous 5 years, we are down 41% in the District and down 25% overall compared to 2017 as of October 31, 2018.

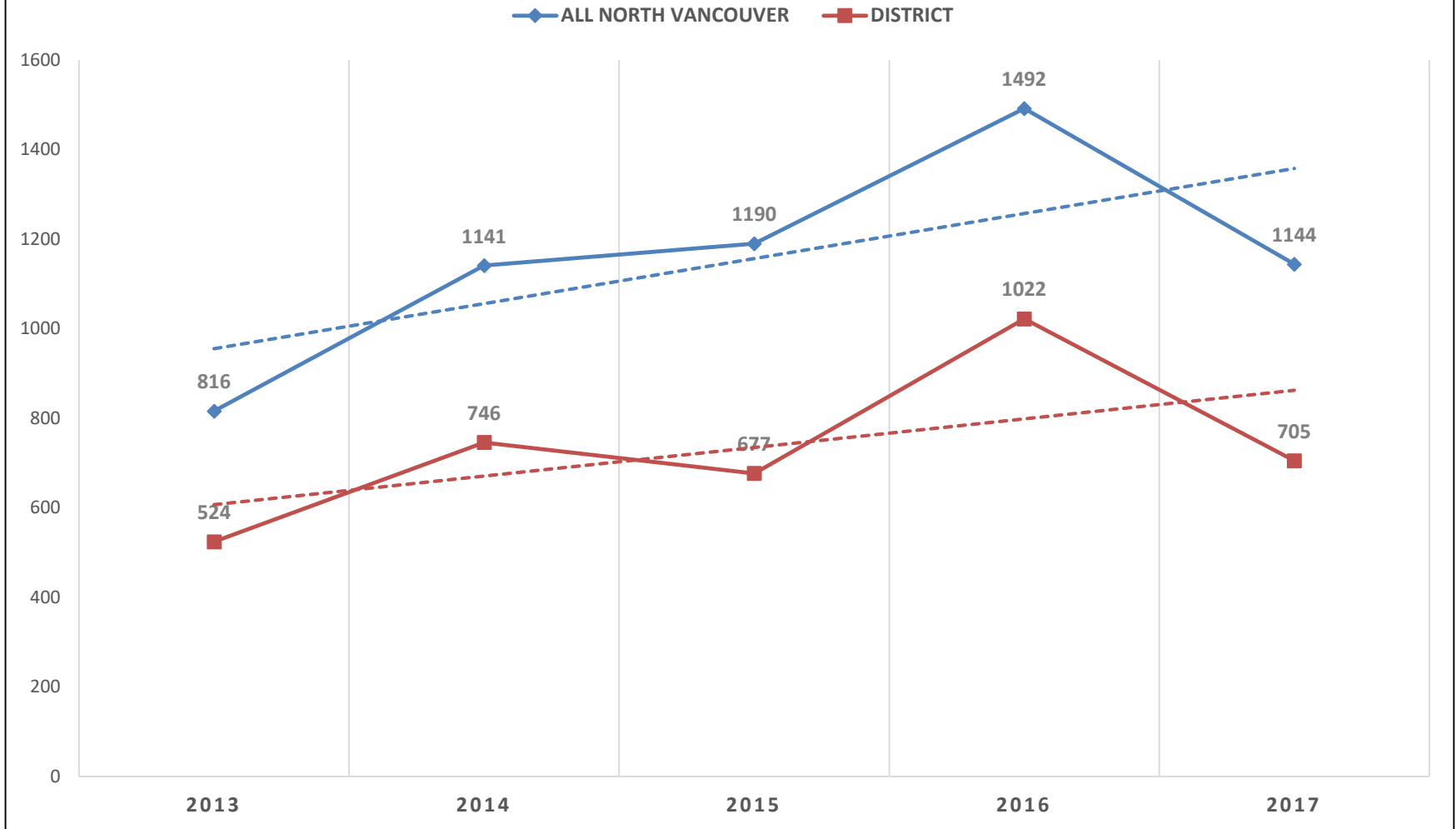


Sex offences trended downward during the previous 5 years. We are up 5% in the District and up 38% overall compared to 2017 as of October 31, 2018.

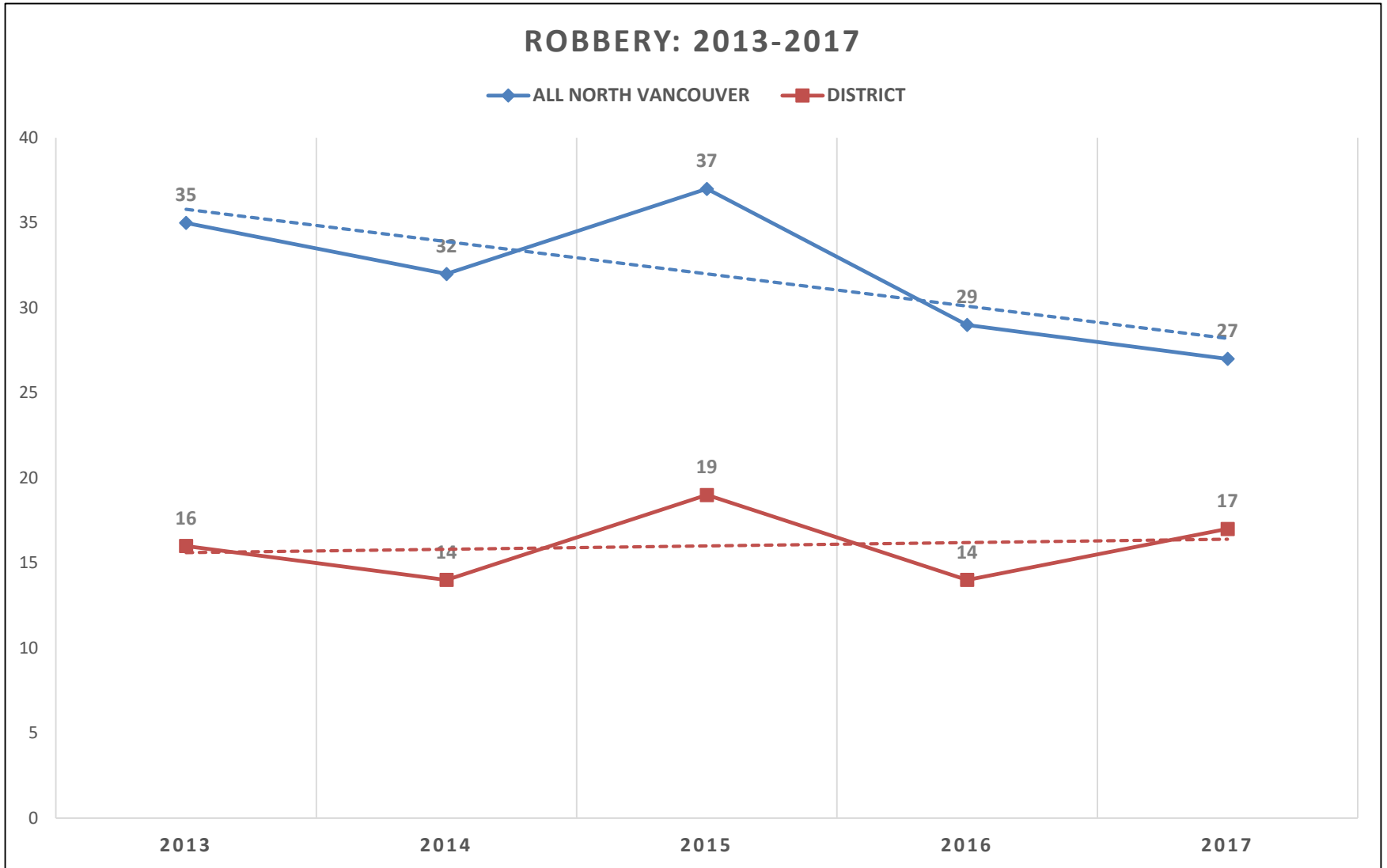


Fraud trended upward during the previous 5 years, and we are up 15% in the District and up 12% overall compared to 2017 as of October 31, 2018.

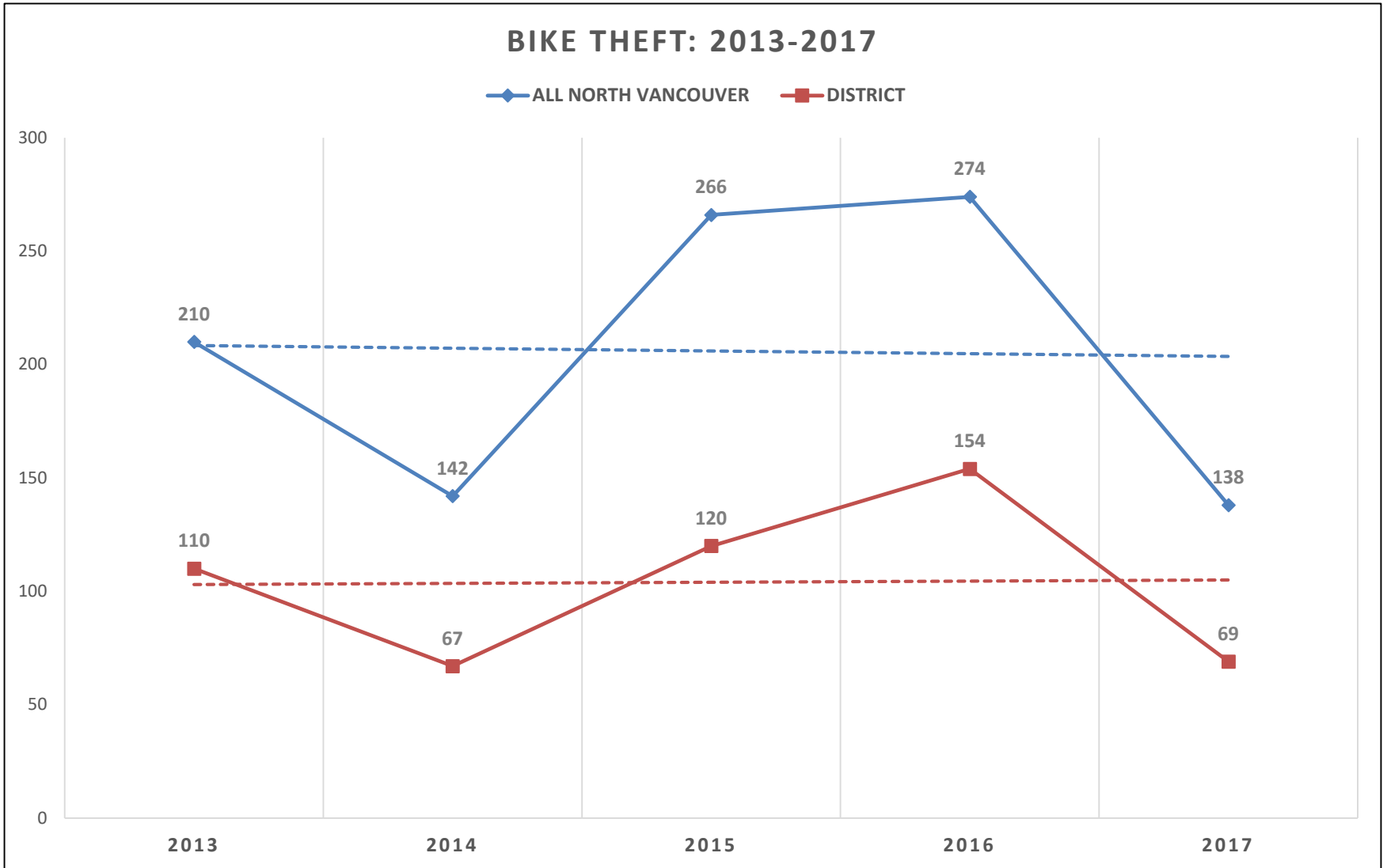
THEFT FROM MOTOR VEHICLE: 2013-2017



Theft From Motor Vehicles trended upward during the previous 5 years, and we are up 12% in the District and up 13% overall compared to 2017 as of October 31, 2018.



Robbery showed little change in the District and trended downward during the previous 5 years. We are down 57% in the District and unchanged overall compared to 2017 as of October 31, 2018.



Bike Thefts decreased significantly in 2017 after record highs in the preceding 2 years. We are down 2% in the District yet up 20% overall compared to 2017 as of October 31, 2018.