

Homelessness on the North Shore

Regular Meeting of Council

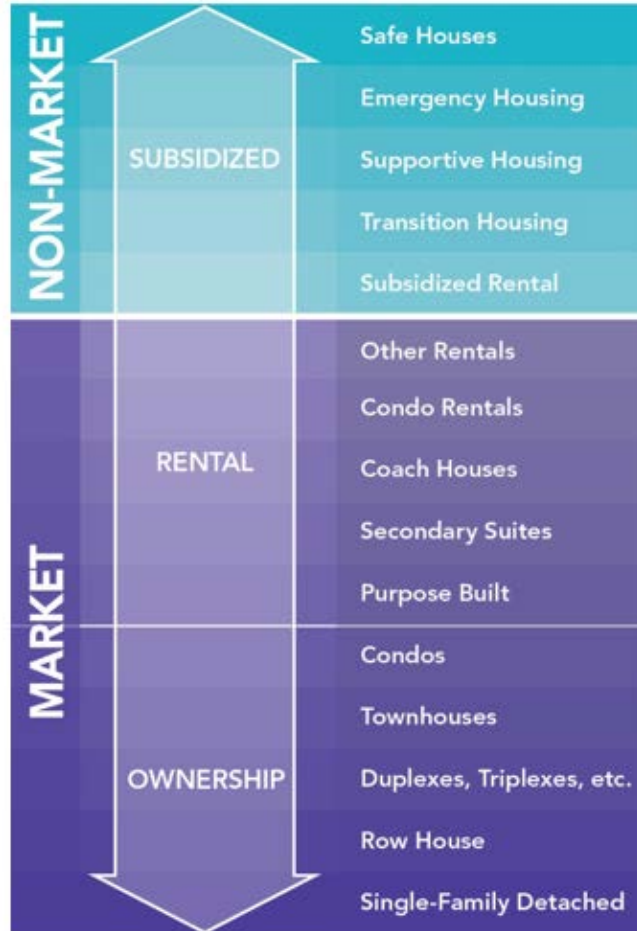
October 2, 2017

Annie Mauboules, Senior Community Planner
Tom Lancaster, Manager of Community Planning

Presentation Overview

1. Background
2. Housing Continuum
3. Historical NS Homeless Statistics & Trends
 - a) Point in Time Count
 - b) Homeless Service Use Data Report
4. Potential Solution
5. Timelines and Next Steps

Housing Continuum

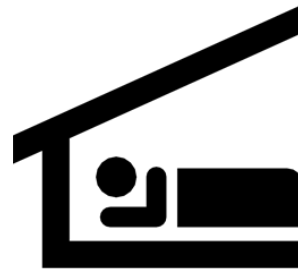


Existing Beds:

- 18 beds for women & children
- 4 beds for youth
- 45 beds for adults == TOTAL 67

Current Need:

- 335 (unsheltered)
- 401 (sheltered)



Historical Stats & Trends

Point in Time Count

Point in Time Count Year			2002	2005	2008	2011	2014	2017
North	Shore	Total	47	90	127	122	119	100
Homeless Counted								



There is increasing street homelessness in most municipalities across Metro Vancouver

Historical Stats & Trends

Service Use Data Report

2017 Homeless Count in Metro Vancouver: North Shore Data

A 24-hour snapshot of people who experienced homelessness on March 8, 2017.

Unsheltered:	11
Sheltered:	89
Total:	100

The Homeless Count captures the minimum number of individuals experiencing homelessness on a **single day in March**. This constitutes the minimum number of people experiencing homelessness on the North Shore on this day. Services Use Data captures individuals accessing homelessness services **over the course of a year**, not all of whom are homeless for the duration of a year.

The average number of individuals experiencing homelessness on any given day will be higher than 100 and lower than 736.

2016 North Shore Homelessness Services Use Data Report

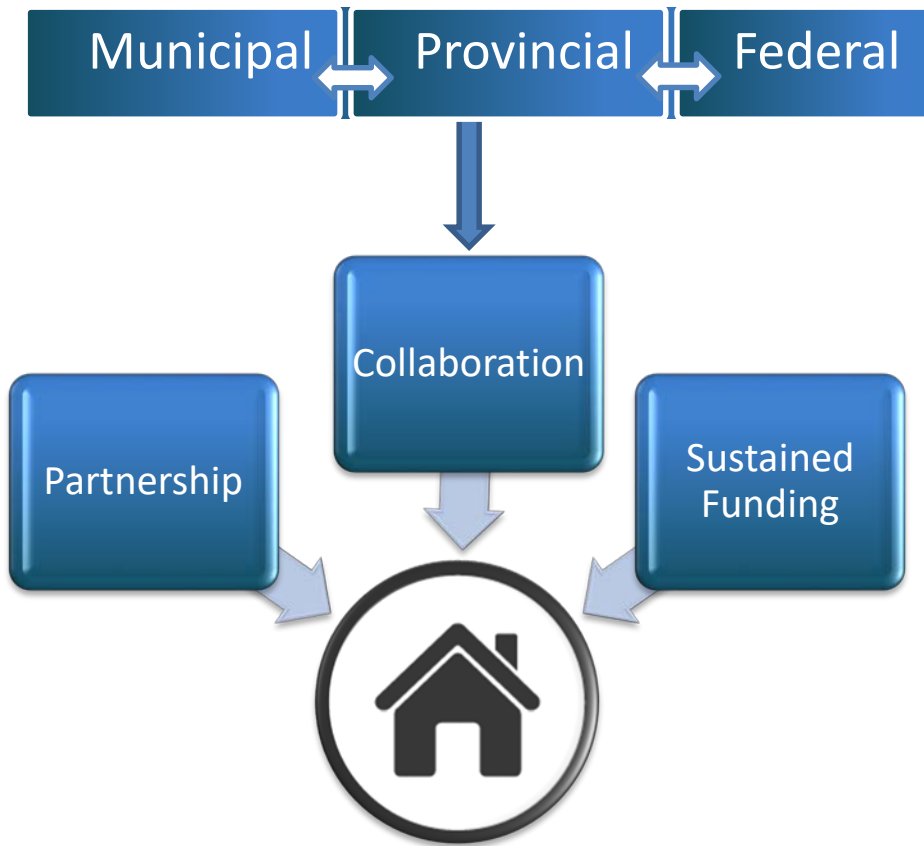
A one year tally of unique service recipients of all major homelessness serving organizations in 2016

Unsheltered:	335
Sheltered:	401
Total:	736

Homeless Service Use Data: Snapshot 2016

- Total unique absolute homeless service recipients: 736
- Number of homeless individuals accessing multiple services: 124
- Number of homeless adults (25-54): 453
- Number of homeless youth (under 24): 103
- Number of homeless seniors (over 55): 178
- Number of homeless or at-risk service recipients who reported domestic violence: 136
- Number of children accompanying homeless or at-risk parent(s): 143

Potential Solution



- Business Case for a Family Shelter and Supported Housing Project
- Identifying District land
- Securing funding from seniors levels of government

Conclusion

- Homeless numbers are increasing
- More pressure on municipal staff
- Geographical distribution of shelters and social housing needed
- Partnerships
- Sustained and consistent funding



Recommendation

THAT staff be directed to work with non-profit partners to develop a business case for the creation of a Family Shelter and Supported Housing project in the District of North Vancouver;

AND THAT staff be directed to explore potential locations for a Family Shelter and Supported Housing project on a District-owned site;

AND THAT staff report back to Council with next steps in the first quarter 2018

355 West Queens Road
North Vancouver, BC
V7N 4N5

604-990-2311

