

# Public Art Program Review

## DNV Council Workshop, April 16, 2018



NORTH VANCOUVER  
**Recreation  
& Culture**

# Overview of Workshop



## Presenting

- Summary of Current Program
- Results of Review
- Long Term Plan
- Funding Sources & Amounts
- Next Steps

# Current Program Summary (2000-17)



## **Policy Documents**

Civic Public Art Policy + Developer Public Art Program

## **Mission**

To celebrate and stimulate the cultural spirit and identity of the community through the creation of art in public spaces.

## **Three Program Components**

Civic - Community - Private Development

## **NV Public Art Advisory Committee**

## **Artist Selection Panels**

**Funding** (*CAC & Capital*)

# Current Program - Value of Public Art



- Gives places unique character & identity
- Makes art free & accessible to all
- Tells local stories & fosters civic pride
- Promotes cultural expression/inclusion
- Makes a place more memorable & fun
- Provides a cultural legacy for the community

# Current Program - Collection



24 Civic Projects

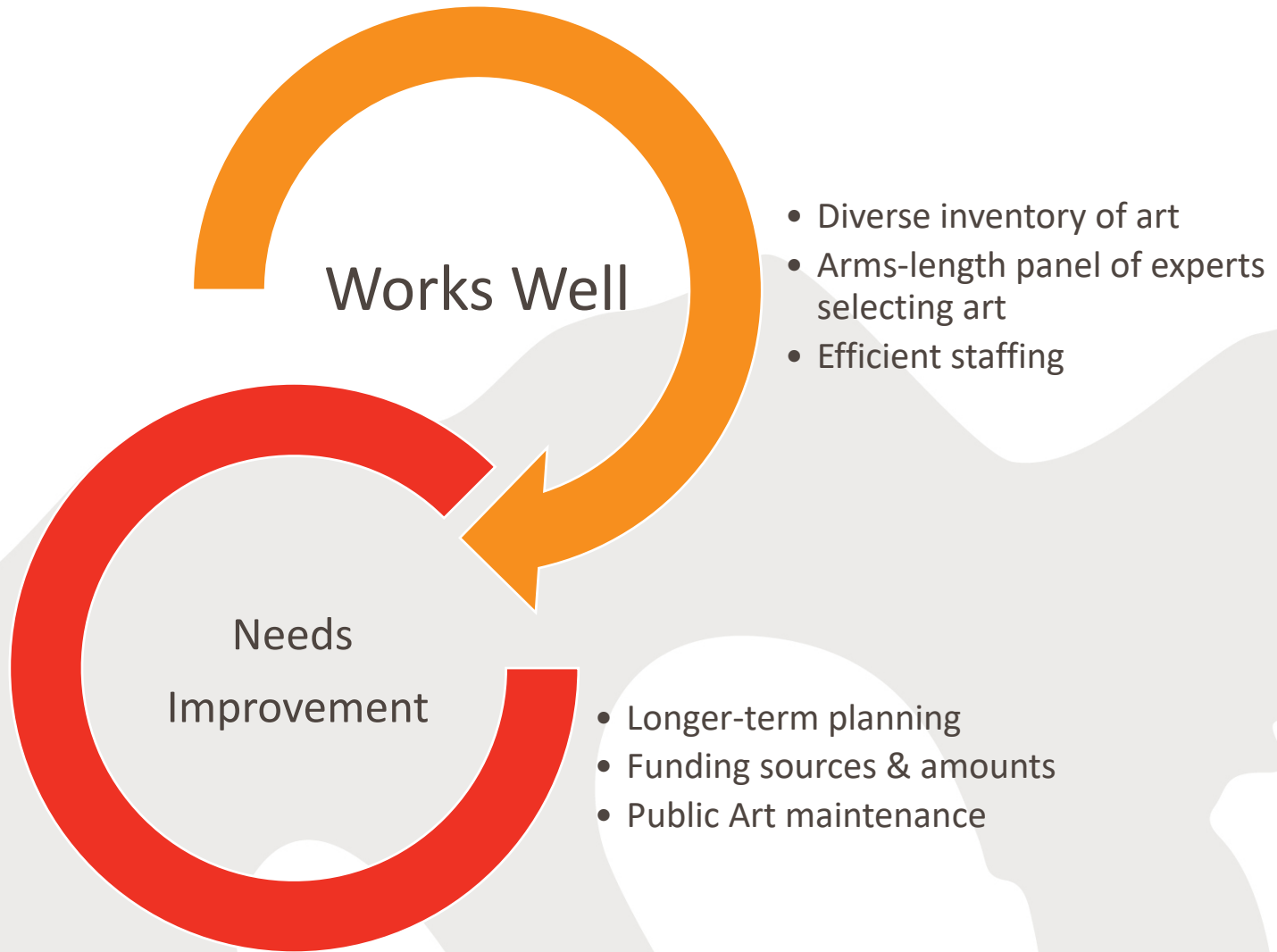


17 Community Projects



23 Private Development

# Results of Review





# Works Well – Arms-Length Panel of Experts



Follows Industry Best Practice

Panel of Local Experts

Open and Transparent



# Works Well - Efficient Staffing



One Full-Time Public Art Officer

*Responsible for both  
DNV & CNV Public Art Programs*

# What's Needed Inside Centres?



## Long Term Public Art Plan (2018-31)

### For Inside Centres

Lions Gate Town Centre

Lynn Creek Town Centre

Lynn Valley Town Centre

Maplewood Village

### The Plan will:

- Align with District OCP priorities to 2031
- Align approved Urban Design Guidelines
- Identify key public art locations
- Address creative & thematic directions

# Estimated Cost for Public Art Inside Centres



**Total Value:** \$5m

**Source:** CAC

**Breakdown:**

\$1.5m	Lions Gate Town Centre
\$1.5m	Lynn Creek Town Centre
\$ 1m	Lynn Valley Town Centre
\$ 1m	Maplewood Village

# Example: Lions Gate \$1.5m (project list)



## THEME & CHARACTER: CELEBRATING THE RIVER (FORM-CULTURE-NATURE)

### GATEWAYS & LANDMARKS (Municipal & Marking Centre)

Capilano/Marine	\$400k	(1 project)
Marine Drive (T-lodge)	\$100k	(1 project)
Capilano Road & Hope	\$100K	(1 project)

### PUBLIC GATHERING PLACES (Plazas – Facilities – Attractions)

Central Plaza	\$200k	(1 project)
Community Centre	\$100k	(1 project)
Hotel	\$200k	(1-3 projects)

### CIRCULATION ROUTES (Pedestrian – Cycle – Vehicular)

Wayfinding	\$150k	(2 projects)
Neighborhood Assets	\$150K	(2-3 projects)

### PARKS & NATURAL AREAS

Belle Isle	\$100k	(1 project)
------------	--------	-------------

# What's Needed Outside of Town Centres?



## Long-Term Public Art Plan (2018-31)

### For Outside Town Centres

Parks / Trails / Spirit Trail

Corridor Connectors

Village Centres:

*Edgemont-Parkgate-Deep Cove-Queensdale*

### The Plan will:

- Align with District OCP priorities to 2031
- Identify prime opportunities based on municipal priorities and long term benefit

# Estimated Cost for Public Art Outside Centres



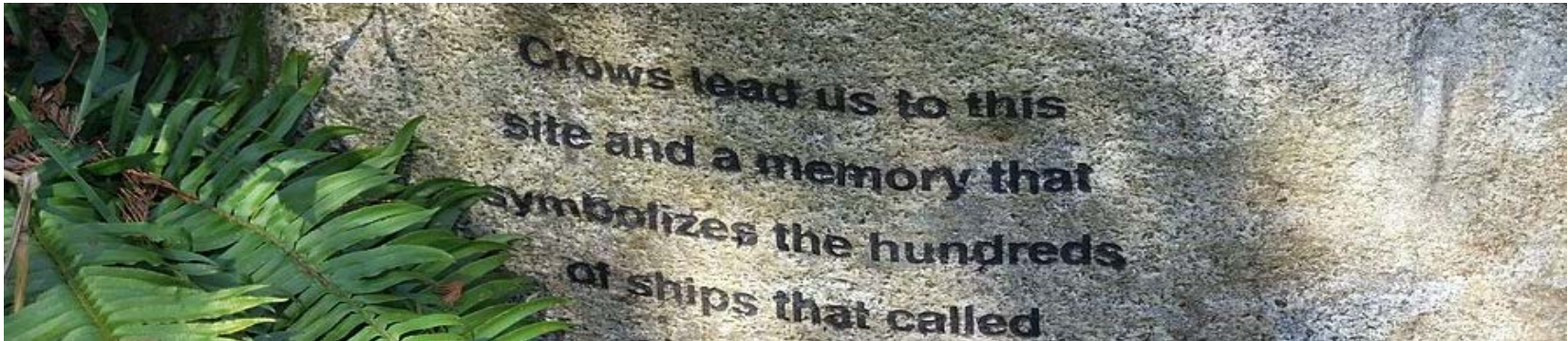
**Total Value:** \$2m

**Source:** As appropriate: CAC or Annual Public Art Allocation

**Breakdown:**

\$500k	Parks-Trails-Spirit Trail
\$250k	Corridor Connectors
\$450k	Edgemont Village
\$250k	Deep Cove
\$200k	Queensdale

## Example: Parks/ Trailheads/ Spirit Trail \$500k (project list)



### **PARKS/TRAILHEADS/ SPIRIT TRAIL**

Existing Parks	\$150k	<i>(1 project)</i>
Spirit Trail	\$250k	<i>(3 projects)</i>
Trailheads	\$75k	<i>(1 project)</i>

# What's Needed for Major Civic Projects?



**Policy:** Refine policy to address the inclusion of public art in new civic projects


**Projects:** Community Recreation Centres, Libraries, Fire Stations, Significant Park Development, Other Public Facilities

**Funding:** 1% of construction capped at \$500k

**Source:** Facility Project Budget



# Funding Sources & Amounts – Municipal Comparisons

Municipal Population	Civic Programs (annual - 2017)	Civic (new capital projects)	Private Development
 <b>District North Vancouver</b> 88,000	\$50k (Flat Rate)	1% of construction (when applied)	5-10% of CAC
<b>City North Vancouver</b> 50,000	\$120k (Flat Rate)	1% of construction (when applied)	1% of Construction
<b>New Westminster</b> 65,000	\$130k (\$2 per capita)	1% of construction	10% of CAC
<b>Richmond</b> 200,000	\$250k + \$50K (5% Dev Admin Fee + capital)	1% of Capital + Dev Admin Fee	\$0.83 /ft <sup>2</sup>
<b>Burnaby</b> 239,000	\$240 (flat rate)	1% of Capital (when applied) \$1.5m in 2017	1% of Construction
<b>Vancouver</b> 647,000	3 Year Budget Cycle + Dev Admin Fee	3 Year Budget Cycle + Dev Admin Fee	\$1.98/ ft <sup>2</sup>

# Next Steps



## **BRING BACK FOR COUNCIL APPROVAL**

- 1) Long-Term Public Art Plan  
With Cost Estimates & Funding Sources
- 2) Recommended Policy Revisions