

AGENDA ADDENDUM

REGULAR MEETING OF COUNCIL

Monday, June 19, 2017

7:00 p.m.

Council Chamber, Municipal Hall

355 West Queens Road,

North Vancouver, BC

Council Members:

Mayor Richard Walton

Councillor Roger Bassam

Councillor Mathew Bond

Councillor Jim Hanson

Councillor Robin Hicks

Councillor Doug MacKay-Dunn

Councillor Lisa Muri



www.dnv.org

THIS PAGE LEFT BLANK INTENTIONALLY

REGULAR MEETING OF COUNCIL

7:00 p.m.
Monday, June 19, 2017
Council Chamber, Municipal Hall
355 West Queens Road, North Vancouver

AGENDA ADDENDUM

THE FOLLOWING LATE ITEMS ARE ADDED TO THE PUBLISHED AGENDA

9. REPORTS FROM COUNCIL OR STAFF

9.5 Solid Waste Update

File No. 11.5360.90



Recommendation:

THAT the June 15, 2017 report of the Manager – Public Works entitled Garbage and Organics Cart Program Zone 1 Assessment and Changes to Organics Capacity - June 2017 is received for information;

AND THAT the solid waste collection system remaining a fully Carted System with up to two additional organics carts being available to residents at an additional cost to residents of \$40 per year per extra cart is approved.

THIS PAGE LEFT BLANK INTENTIONALLY

| AGENDA INFORMATION | |
|--|-------------|
| <input type="checkbox"/> Regular Meeting | Date: _____ |
| <input type="checkbox"/> Other: | Date: _____ |

| | | |
|------------------|---|---|
| |  |  |
| Dept. Manager | GM/ Director | CAO |

The District of North Vancouver REPORT TO COUNCIL

June 15, 2017
File: 11.5360.90

AUTHOR: Len Jensen, Manager Public Works

SUBJECT: GARBAGE AND ORGANICS CART PROGRAM ZONE 1 ASSESSMENT AND CHANGES TO ORGANICS CAPACITY – JUNE 2017

RECOMMENDATION:

THAT Council receives this report for information.

THAT Council approve the solid waste collection system remaining a fully Carted System with up to two additional organics carts being available to residents at an additional cost to residents of \$40 per year per extra cart.

REASON FOR REPORT:

Garbage and organics cart program update of Zone 1 (Capilano) assessment and recommended changes to organics capacity.

SUMMARY:

Operationally the cart roll-out has been successful and we are seeing a shift in weight from garbage to organics with the provision of dedicated locking carts. The feedback from most of our residents is positive but a number of residents are seeking additional organics capacity above the 240 litres per week.

BACKGROUND:

The cart roll out commenced in February with about 8,000 carts being issued to about 4,000 homes in Zone 1. The cart roll out was followed by an assessment phase to assess the need for potential adjustments to the program from lessons learned and resident feedback. Initial program design was based on a 240 litre cart meeting the organics capacity needs of most of the residents with about 10% of residents requiring additional capacity especially during the peak seasons in the spring and fall. The assessment in zone one is consistent with the initial assumptions.

ANALYSIS:

Set out rate and Tonnage Summary:

| Waste Stream | Average Weekly Set Out Rate | | |
|--------------|-----------------------------|-----------------|---------------------------|
| | Uncarted (zones 2-5) | Carted (zone 1) | Difference in Carted Zone |
| Garbage | 76% | 76% | 0% |
| Organics | 49% | 58% | + 9% |

| Waste Stream | Average Weekly Tonnage | | |
|--------------|------------------------|-----------------|---------------------------|
| | Uncarted (zones 2-5) | Carted (zone 1) | Difference in Carted Zone |
| Garbage | 30,600 | 26,996 | - 12% |
| Organics | 37,296 | 37,717 | + 1% |

The data collected to date indicates that the provision of locking carts has resulted in a 9% increase in the set out rate for organics containers and diversion of waste from the garbage stream to the organics stream. (It is expected that organics volumes will rise and the combined weight of the two waste streams will remain relatively consistent. We expect the organics volumes were low during the assessment period due to the poor weather.)

Organics Capacity

The most contentious topic during the cart roll out has been organics capacity. Currently residents are provided with one organics cart which is included with their solid waste utility fees with additional organics carts being available at a cost of \$65 per cart per year. The Solid Waste Section has received comments/complaints regarding organics from approximately 9% of residents in Zone 1. Almost half of these residents having chosen to obtain additional cart(s) following discussions with Solid Waste staff.

The following options are provided in this report to address the resident concerns.

Options:

Option 1 – the solid waste collection system remains a fully carted system with up to two additional organics carts being available to residents at reduced cost to residents of \$40 per year per extra cart.

Advantages of maintaining a fully carted system:

- Full control of volumes and pricing and all “extra” organics above base 240 litre is user pay.
- Locking carts are less accessible to wildlife.
- Maintains flexibility for future collection methods.

In addition to support the fully carted system organics capacity it is proposed to relaunch the backyard composting program towards the end of 2017 to support residents that are seeking additional options to manage their organic waste.

Option 2 – Up to two additional organics carts being available to residents at an additional cost to residents of \$40 per year per extra cart and allowing up to three additional garden waste bags during 12 weeks per year at peak seasons at no additional cost.

- This represents a system that offers more options to residents.
- The annual utility fee of \$40/cart is relatively inexpensive, which will encourage residents to obtain carts instead of purchasing bags which are not weatherproof and less sustainable as they cannot be reused.
- By allowing a mixture of up to three organics carts and up to three yard waste bags, the District is offering increased organics capacity to those residents who want it, while providing enough capacity to residents to clear yard waste during the peak periods and ensuring a wildlife resistant method for organics during the year via the locking cart.

FINANCIAL IMPACTS:

The average weekly garbage tonnage in Zone 1 has decreased by 12% versus the other zones. If there is a continued 12% shift in weight from garbage to organics across all five zones, the resulting annual savings would be approximately \$30,000.

The annual cost of \$40 per each additional cart is projected to cover the additional costs of supplying and servicing that cart.

PUBLIC INPUT:

For the first sixteen weeks of the cart roll-out the front desk has had an average of 28 resident interactions per day regarding the cart program. Slightly less than 5% of these interactions are still unresolved and relate primarily to concerns over organics capacity.

COMMUNICATIONS:

The Solid Waste Department will continue to work closely with Communications to alert and advertise any changes to the program following the assessment phase. The communications plan will include mailing information letters to residents in carted zones, advertising in the North Shore News, and posting changes on our website, social media, and waste collection app.

OPERATIONAL REVIEW:

Once the carts are fully deployed and there is sufficient information, the Solid Waste Department will be carrying out a review of all operational aspects including schedules, routes and collection frequency and methodology.


RECYCLING EXISTING 360 LITRE CARTS:

Once the cart system has been finalized efforts will begin to recycle the existing 360L carts.

CONCLUSION:

The following options are put forward for consideration.

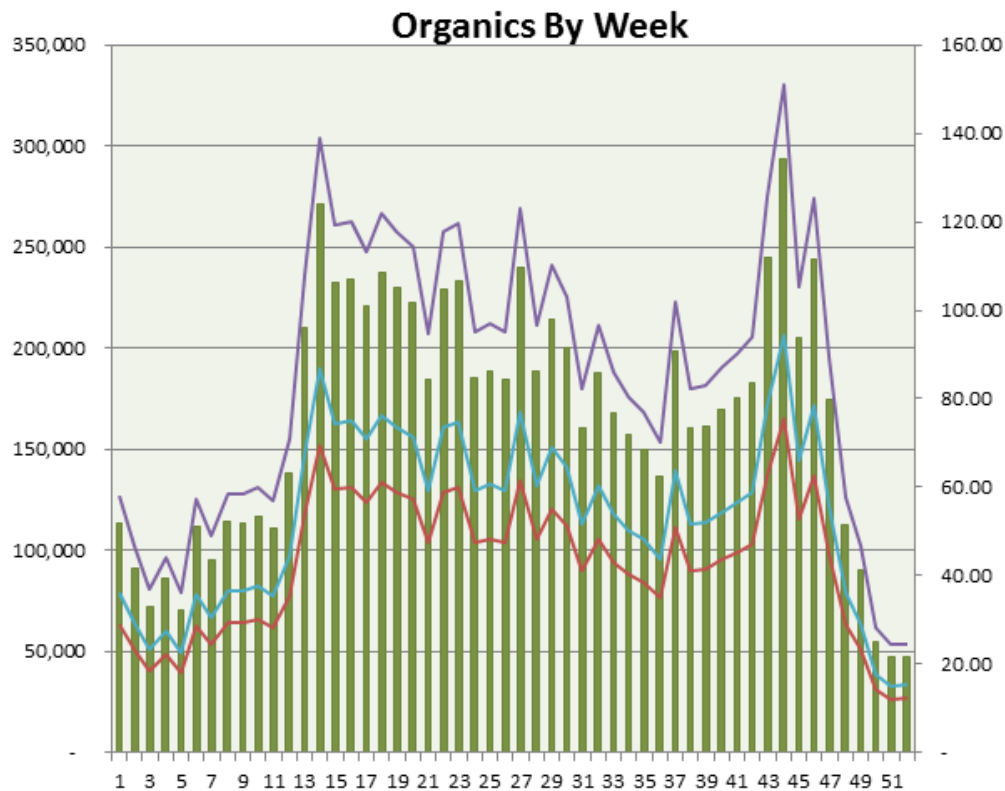
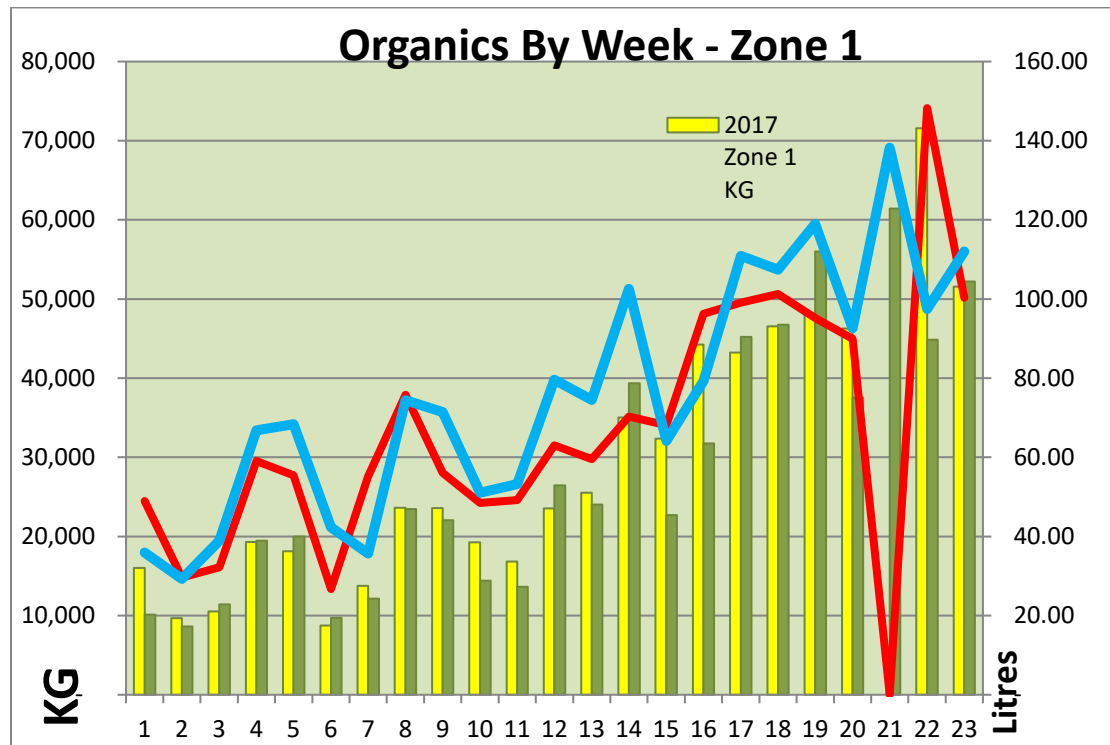
Respectfully submitted,



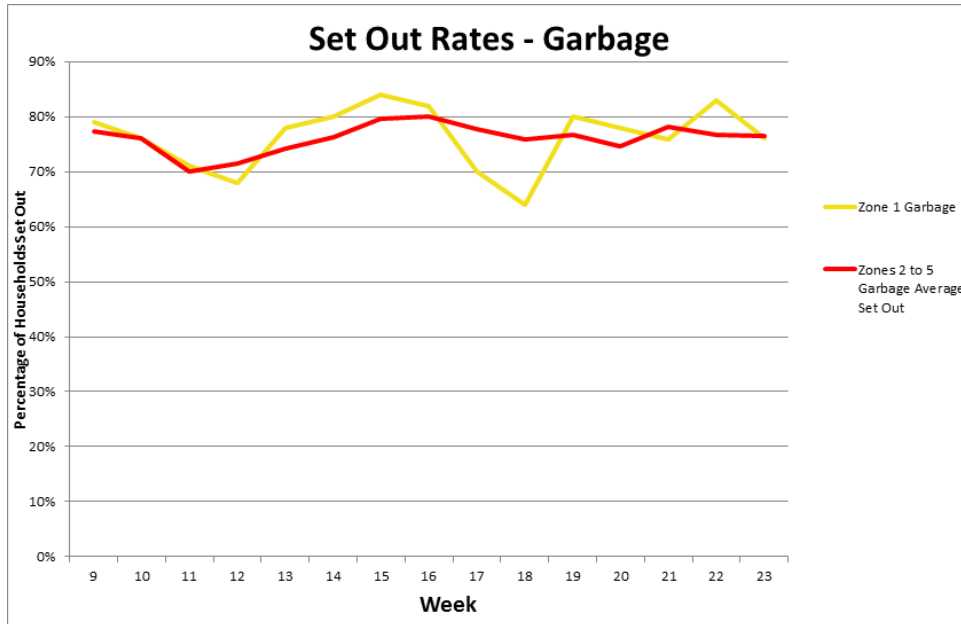
Len Jensen, Manager Public Works

| REVIEWED WITH: | | |
|---|---|---|
| <input type="checkbox"/> Sustainable Community Dev. _____ | <input type="checkbox"/> Clerk's Office _____ | External Agencies: |
| <input type="checkbox"/> Development Services _____ | <input type="checkbox"/> Communications _____ | <input type="checkbox"/> Library Board _____ |
| <input type="checkbox"/> Utilities _____ | <input type="checkbox"/> Finance _____ | <input type="checkbox"/> NS Health _____ |
| <input type="checkbox"/> Engineering Operations _____ | <input type="checkbox"/> Fire Services _____ | <input type="checkbox"/> RCMP _____ |
| <input type="checkbox"/> Parks _____ | <input type="checkbox"/> ITS _____ | <input type="checkbox"/> NVRC _____ |
| <input type="checkbox"/> Environment _____ | <input type="checkbox"/> Solicitor _____ | <input type="checkbox"/> Museum & Arch. _____ |
| <input type="checkbox"/> Facilities _____ | <input type="checkbox"/> GIS _____ | <input type="checkbox"/> Other: _____ |
| <input type="checkbox"/> Human Resources _____ | <input type="checkbox"/> Real Estate _____ | |

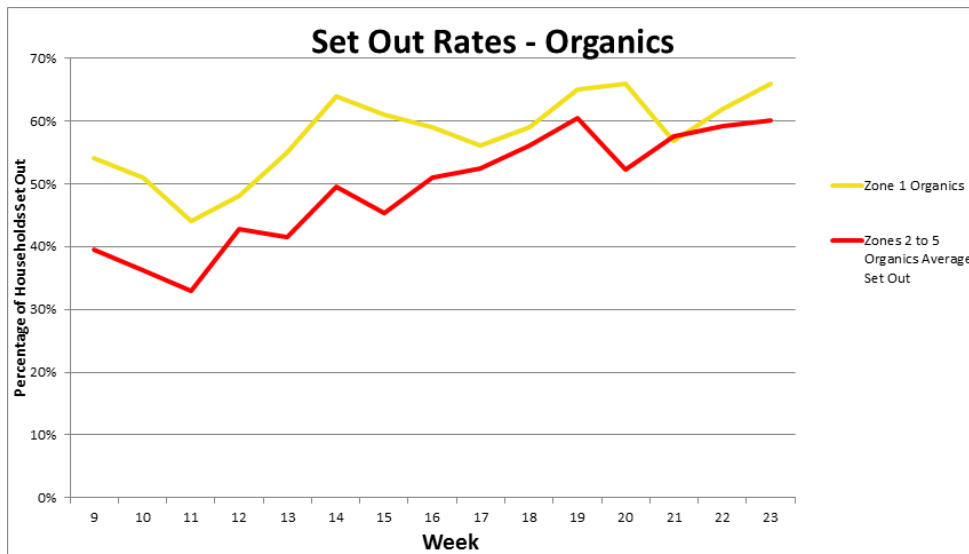
APPENDIX 1 – Graphs



Set Out Rates for Garbage and Organics

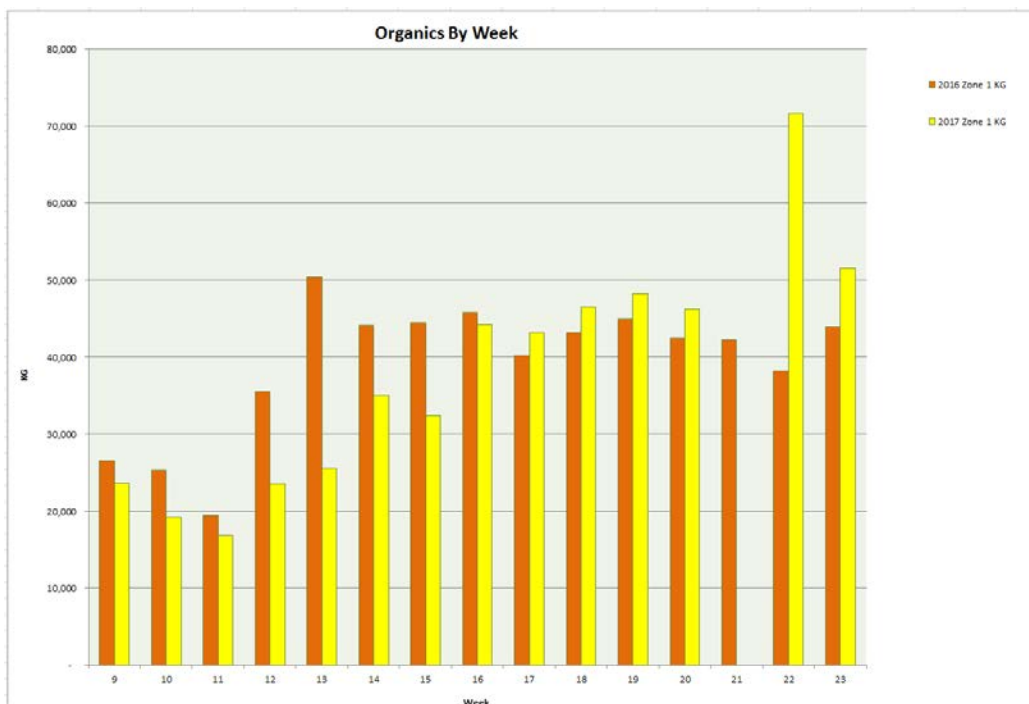
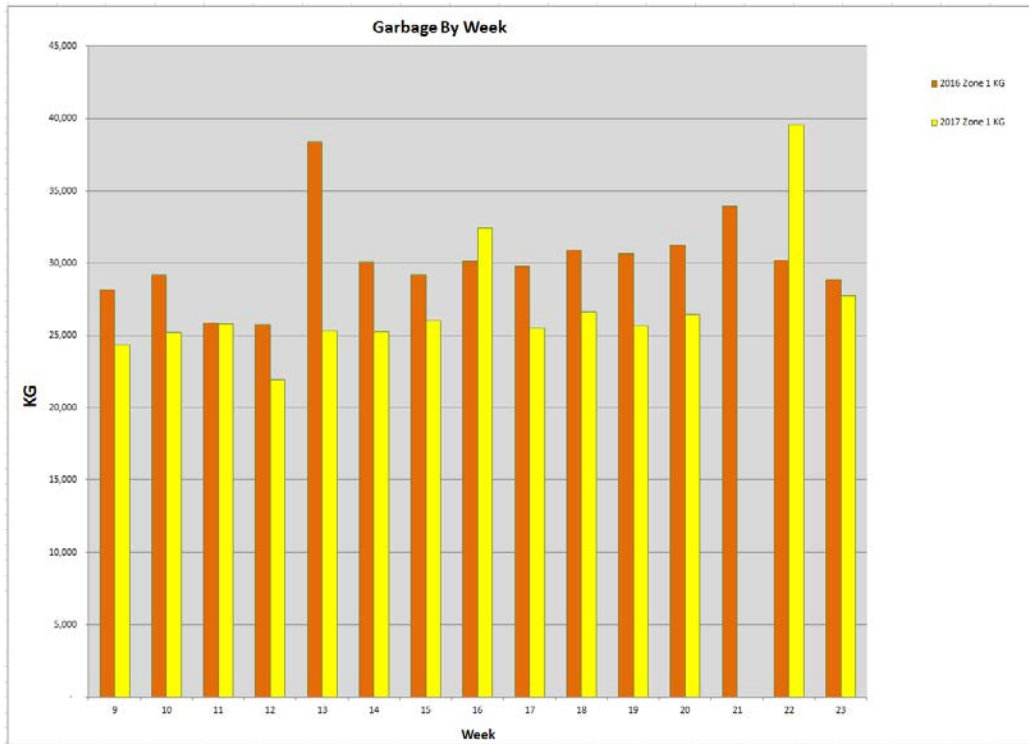


*Please note week 21 was a statutory Holiday and the average set out rate in Zone 1 from weeks 9-20 was used



*Please note week 21 was a statutory Holiday and the average set out rate in Zone 1 from weeks 9-20 was used

Garbage and Organics Tonnage Summary



Cart Interaction Tracking

