



NORTH VANCOUVER
DISTRICT

OCP Implementation Committee Recommendations for **OCP Progress Monitoring**

Presentation to Committee of the Whole
October 26, 2015

PURPOSE OF TONIGHT'S SESSION

Present OCP Implementation Committee's report to Council

Provide an overview of:

- Committee's mandate and process to develop report
- Proposed targets, indicators and preliminary results

Gain Council feedback on:

- General approach to OCP progress monitoring
- Proposed targets and indicators

Recommendation:

- That Council receive the report.

OCP IMPLEMENTATION COMMITTEE (OCPIC)



OCP Implementation Committee established Jan 2014.

Mandate to provide advice to staff on:

- community engagement in OCP implementation
- consistency of implementation planning with the OCP vision
- monitoring program to measure progress on OCP targets

Monitoring Working Group subcommittee role (est. July 2014):

- establishing OCP performance indicators
- tracking progress towards OCP goals and objectives

PURPOSE OF OCP PROGRESS MONITORING

Audience: Council, community, interested stakeholders, staff

Purpose of the report:

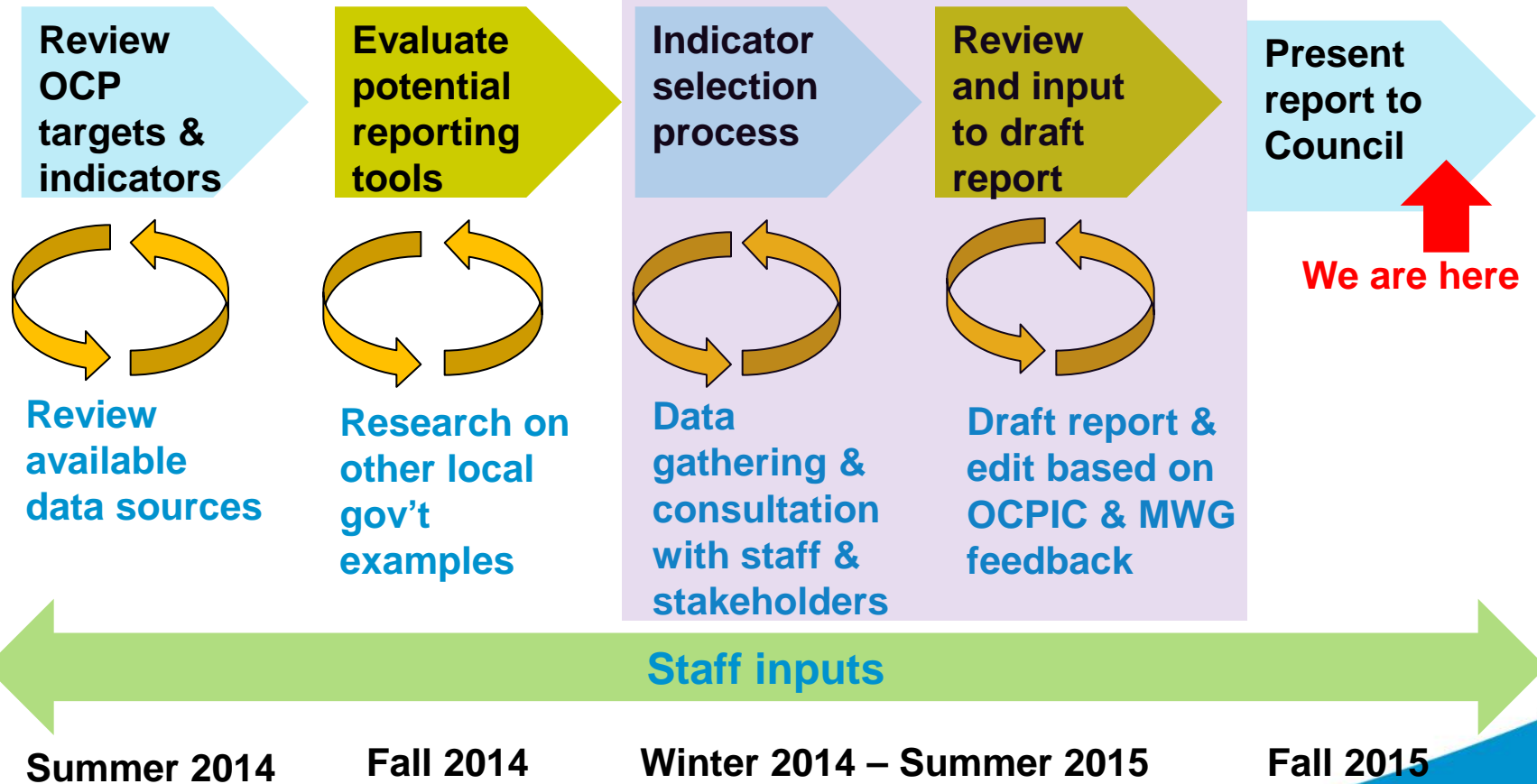
- track progress towards achieving OCP goals and objectives
- build awareness and understanding of the OCP directions
- readily understandable
- relate directly to OCP directions, goals and objectives
- track progress and trends over time





DEVELOPING THE REPORT


OCPIC and Monitoring Working Group inputs





INDICATOR SELECTION PROCESS

- OCP targets and indicators as a starting point
- Build on this list based on:
 - availability of data
 - meaningful and relevant
 - ability to measure outcomes
 - reliability of the data
- Refine based on stakeholder input and research on other similar local government examples.



RECOMMENDED APPROACH

- What are we measuring?
- Why is this important?
- 2030 OCP Target/desired trend
- 2011 Baseline measure
- 2014 Measure
- Plans and other progress
- Data source/limitations

4.2 URBAN STRUCTURE

What are we measuring and why is this important?

PRIMARY INDICATOR

Percent of attached and detached residential units within the District.

Providing diversity in housing forms and housing choice is needed for seniors, young singles, couples, and families with children so that a wide mix of ages and abilities can thrive together and ensure a healthy, diverse and vibrant community.

How are we doing?

2030 OCP TARGET/ DESIRED TREND

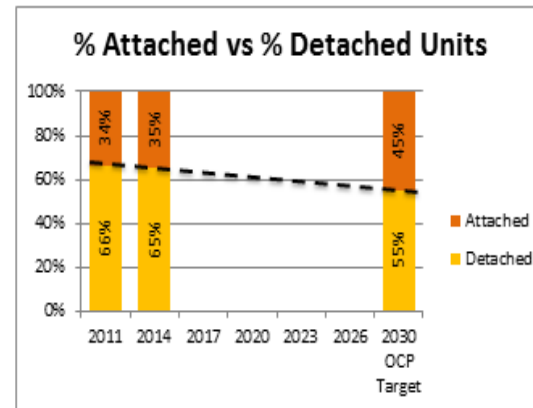
Housing mix of 45% attached and 55% detached residential units (based on built form).

2011 BASELINE

In 2011, there were 34% attached (multi-family) and 66% detached (single family) residential units.

2014 MEASURE

By the end of 2014, there were 35% attached and 65% detached residential units in the District.



In 2011, detached single family homes at 66% remain the predominant type of housing in the District, compared to 34% attached multi-family housing units. As of the end of 2014, 65% of residential units are detached (single family homes) and 35% of residential units in the District are attached (e.g. apartments, townhouses, duplexes) indicating a slow and gradual shift towards greater housing diversity in the District per the OCP target.

Summary of Findings

- Relatively short time lapse 2011- 2014
- Slow, incremental change heading in right direction towards OCP implementation
- Value in establishing targets/trends, indicators and baseline measures
- Background planning and ongoing implementation work as important foundation
- Stay the course, results will become more meaningful over time
- Useful tool for the community and Council

Requested Feedback

- General approach
- Targets and indicators
- Other comments

